



In-line mixed flow duct fans ultra-quiet

TD-SILENT Series

TD-1300/250 SILENT
(230V50/60HZ) VE



Models 160 to 1000

Low profile "Mixed-flow" fans with soundabsorbent insulation. Extremely quiet.

Certified of Approval Noise Abatement Society (TD-350, TD-500, TD-800 and TD-1000 models).

Manufactured in plastic material, with a specifically designed internal skin to direct the sound waves at the right angle for them to be captured by the sound-absorbent material (1). Fitted with rubber gaskets on the inlet and outlet to absorb vibrations, a body that can be dismantled. Connection box can be rotated 360°, to facilitate easy connection of the power cable.

Motors

Speed controlable 230V-50Hz motor, of two speed motors. IP44.

Motors are class B, with ball bearings and safety thermal overload protection.

(1) Except the TD-160 SILENT, that is fitted with the special floating motor system patented by S&P.

Additional information

The models offer solutions to ventilation problems, especially in places where people work and low sound level is required.

TD-SILENT-T models

TD-SILENT versions fitted with a run-on-timer adjustable within 1 and 30 minutes and onespeed motor not suitable for speed control.

Models 1300 and 2000

Low profile "Mixed-flow" fans with soundabsorbent insulation. Extremely quiet.

Certified of Approval Noise Abatement Society (TD-2000 model). Constructed from sheet steel with epoxy polyester paint, acoustic insulation (MO) glass fibre, within outer shell.

Aerodynamic inlet to improve airflow and reduce sound. Detachable fan unit without demounting duct connections. IP44.

External terminal box IP55. Removeable fan body with 2 speed motor, single phase 230V-50/60Hz speed controlable, Class F, external rotor aluminium motor with capacitor and thermal protection.

Additional information


The models offer solutions to ventilation problems, especially in places where people work and low sound level is required.

+ Models 350 to 1000 features



Low profile

The low profile of the TD-SILENT fans makes them the most effective solution for installations where space is very limited, especially in ceiling voids.



Low noise level

Sound waves produced inside the TD, are directed through the perforated inner skin (1) and absorbed by the layer of sound absorbent material (2).



Easy maintenance

Bi-material support brackets, which in addition to simplifying installation, serve as joint seals.



Connection box rotated 360°

Connection box can be rotated 360°, to facilitate easy connection of the power cable.



Rubber seals

Bi-material inlet and outlet incorporating a rubber seal to facilitate installation and absorb vibrations.



Support bracket

Support bracket for installing on a wall or ceiling, incorporating twin-material support brackets for the motor section that absorbs vibration.

Easy to mount



Loosen and open clamps on both sides.



Remove the fan body.



Remove the terminal box lid.



Connect electrical supply.



Remount the fan body by tightening the clamps.



MODELS WITH RUN-ON-TIMER

Models TD-SILENT-T (from models 250 to 1000) are fitted with an adjustable timer between 1 and 30 minutes and are supplied with a one-speed motor not suitable for speed control.

MODEL 160



SILENT-ELASTIC-BLOCKS

Model TD-160/100N SILENT offer very low noise level, with a motor mounted on silentelastic-blocks which absorb the vibrations.



+ **Models 1300 to 2000 features**

MODELS 1300 AND 2000




Low profile - compact

Low profile fans TD-1300/250 SILENT and TD-2000/315 SILENT are ideal for installations where space is very limited, especially in ceiling voids.



Easy maintenance

Detachable fan unit for maintenance, or cleaning, without demounting duct connections.



Low noise level

- ① Acoustic insulation (M0) glass fibre.
- ② Outer shell.
- ③ Aerodynamic inlet to improve air flow and reduce sound.
- ④ Attenuating perforated skin.



Support bracket

Suitable for wall or ceiling mounting. Fixing brackets to the motor-body included.



IP55 REMOTE terminal box

Easy installation and connection.

+ **Acoustic characteristics**

Hz	63	125	250	500	1k	2k	4k	8k	Overall
Inlet (LwA)	30	42	60	59	62	61	58	52	67
Inlet LpA @ 1.5m	15	27	45	44	47	46	43	37	53
Outlet (LwA)	33	45	60	68	72	65	54	48	74
Outlet LpA @ 1.5m	18	30	45	53	57	50	39	33	60
Breakout (LwA)	26	31	46	42	55	48	39	38	57
Breakout LpA @ 1.5m	11	16	31	27	40	33	24	23	42

+ **Technical characteristics**

- CONSTRUCTION
- MOTOR CHARACTERISTICS

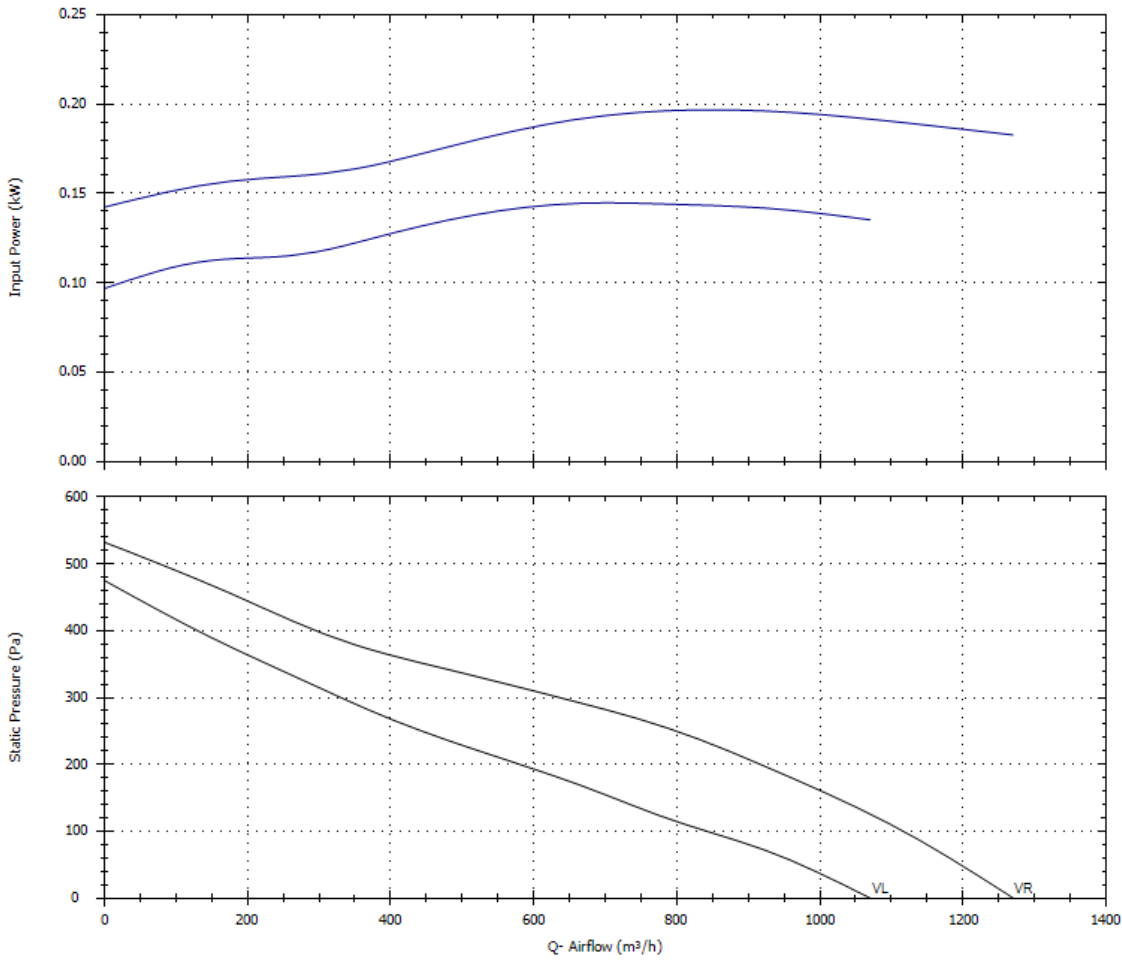
»

+ **Dimensions**

□

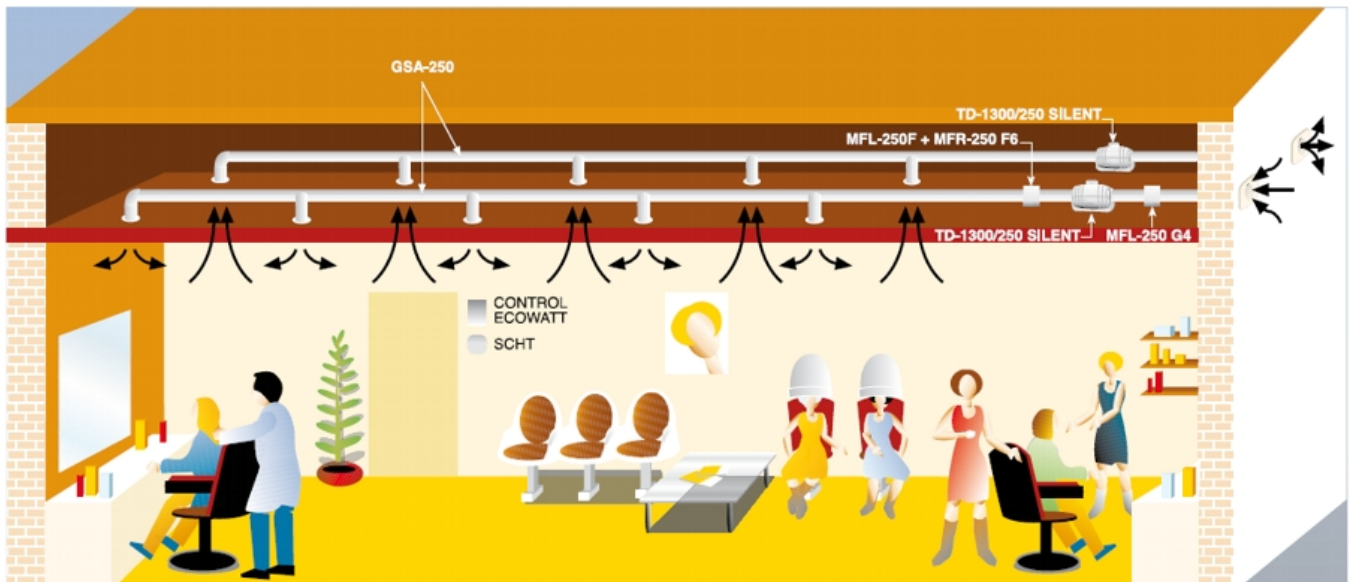

»

+ Curves




+ Practical examples

TD Silent range offers one of the most versatile fan systems on the market today. Due to its flexibility it can be used in a multitude of small or medium fan installations. Especially in places where working people and the ventilation system works for many hours, in these cases the sound level becomes an essential element for comfort.



+ Mounting Accessories



MCA-S
Non-return flaps to be installed at the fan discharge. They prevent heat leakages when the extractor is not operating.



MAR-S
Rectangular duct adapters enable connection to rectangular ducting.



MRJ-S
Grilles mounted at the inlet or outlet of the fan, to prevent the entry of any foreign objects that could damage the fan.



MPC-S
Flow detectors designed to correctly measure pressures at the inlet of series TD devices with airflow straightener.



MBR-S
Flanges allowing the coupling of TD-Silent fans in series.

+ Electrical Accessories



REGUL 2
2 speed switch.



REB
Single phase electronic speed controller.



CONTROL ECOWATT AC/4A
Control element for demand controlled ventilation systems in public, commercial residential buildings it automatically modifies the fan speed to adapt it to the needs defined in the system, measured with sensors.



VAPZ
Electronic single phase regulator that controls the fan speed with a simple contact (presence detector) or an analogical input, 0-10 V or 4-20 mA (from CO₂ probe or relative sensor).



SC02-A
Ambient CO₂ and temperature sensor.

SC02-AD
Ambient CO₂ and temperature sensor, with display.

SCHT-AD
Ambient CO₂, temperature and relative humidity with display.



CPFL-S / CPFL-E
Presence detector for ceiling mount, sensitive to infrared radiation by bodies in movement, with a 360° detecting angle. Power supply: 1-230 V.



TDP-S / TDP-D
Pressure sensor. Enables you to control the pressure in the fan inlet. Pressure range: 0-2500 Pa. Output signal: 0-10V/4-20 mA.



REMP
Motorised damper, opens proportionately and is controlled by the BEAS control module. Power supply: 24 VAC or 24 VD, depending on the models.