



WATER SPORTS

SHANGHAI

Bestway Inflatables & Material Corp.
No. 208 Jin Yuan Wu Road,
Shanghai, 201812, China
Tel: 86 21 6913 5588
E-mail: info@bestwaycorp.com

HONG KONG

Bestway (Hong Kong) International Ltd.
Suite 713, 7/Floor, East Wing,
Tsim Sha Tsui Centre,
66 Mody Road, Kowloon, Hong Kong
Tel: 852 2997 7169
E-mail: info@bestwaycorp.hk

U.S.A.

Bestway (USA) Inc.
3411 E. Harbour Drive, Phoenix, Arizona
85034, United States of America
Tel: 1 480 838 3888
E-mail: info@bestwaycorp.us

EUROPE

Bestway (Europe) S.r.l.
Via Resistenza, 5
20098 San Giuliano M.se (Mi), Italy
Tel: 39 02 9884 881
E-mail: info@bestwaycorp.eu

EASTERN EUROPE

Bestway Eastern Europe Sp. z o.o.
Ul. Ekologiczna 24
05-080 Kludyn Poland
Tel: 48 22 60 22 508
E-mail: info@bestwaycorp.pl

LATIN AMERICA

Bestway Central & South America Ltda
Salar Ascotan 1282, Parque Enea,
Pudahuel, Santiago, Chile
Tel: 562 3203 6438
E-mail: info@bestwaycorp.lat

BRAZIL

Bestway Brazil
Av Cerro Azul, 2783 Maringa - PR - Brazil
Zip Code: 87010-055
Tel: 55 44 3046 2950 / 0800 001 8400
E-mail: info@bestwaycorp.com.br

AUSTRALIA

Bestway Australia Pty Limited
Unit 2/98-104 Carnarvon St
Silverwater, NSW 2128, Australia
Tel: 61 2 9037 1388
E-mail: info@bestwaycorp.com.au

FRANCE

Bestway France Sarl
1681 route des Dolines
- Les Tairssounières - Belem
06560 VALBONNE
Tel: 33 4 97 04 92 99
E-mail: info@bestwaycorp.fr

GERMANY

Bestway Deutschland GmbH
Parkstraße 11
24534 Neumünster, Germany
Tel: 49 4321 555 05 - 0
E-mail: info@bestwaycorp.de



www.bestwaycorp.com

©2020 Bestway Inflatables & Material Corp. All rights reserved.
©™ Trademarks owned and managed by Bestway Inflatables & Material Corp.

WATER SPORTS 2021

Bestway



2021

WATER SPORTS



2021 CATALOG COLLECTION



OUR VISION MISSION

We create fun, lasting experiences for everyone in the world through the products and service we provide.

Happiness — Happy Consumers, Happy Employees, Happy World



Vertically integrated



Customer focused



Innovative



Sustainable



Consumer driven

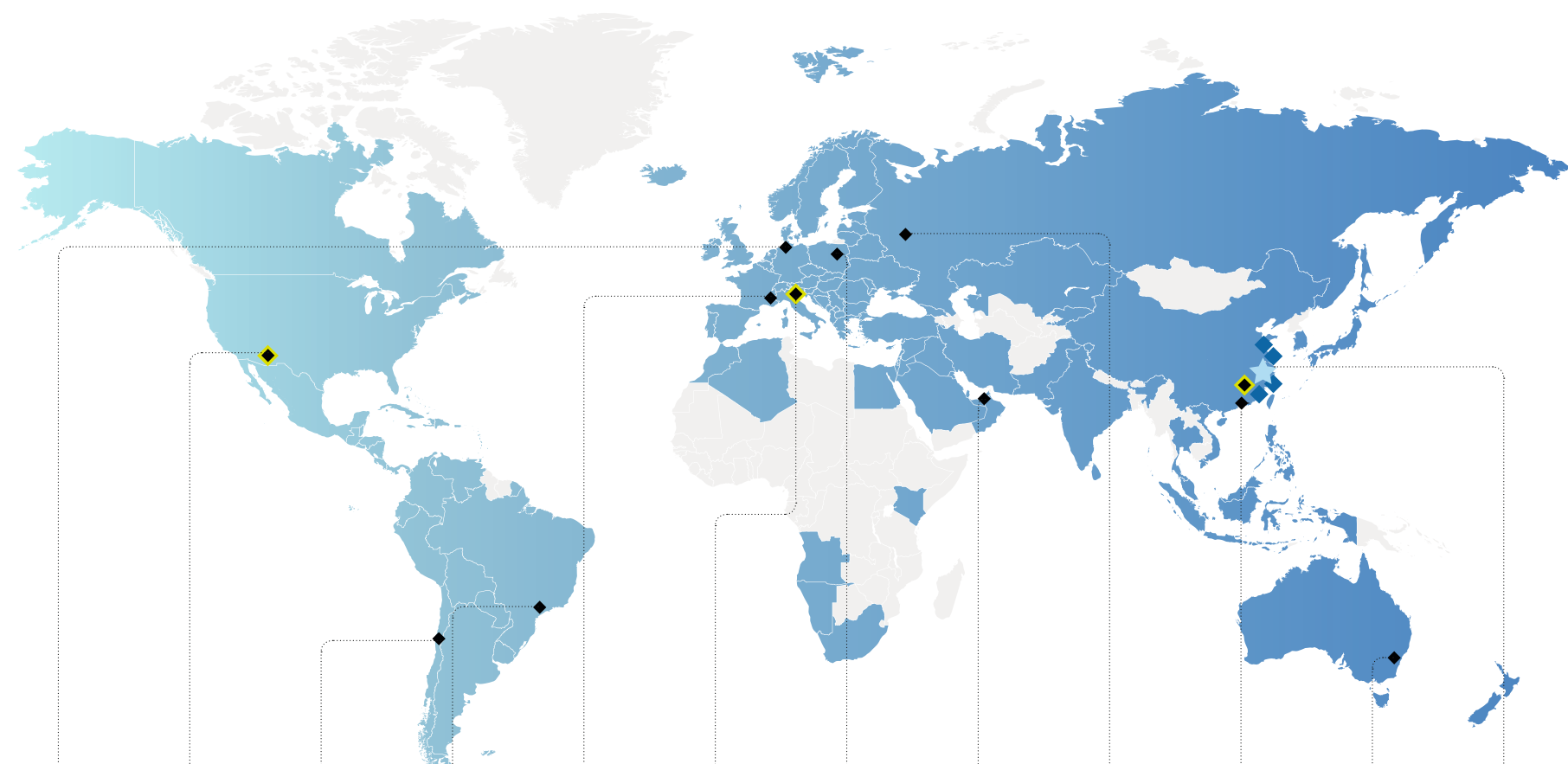


Fully owned production facilities



Public stock exchange

BESTWAY WORLD



★ HEADQUARTER ◆ R&D CENTER ◆ OVERSEAS SUBSIDIARY ◆ PRODUCTION FACILITY



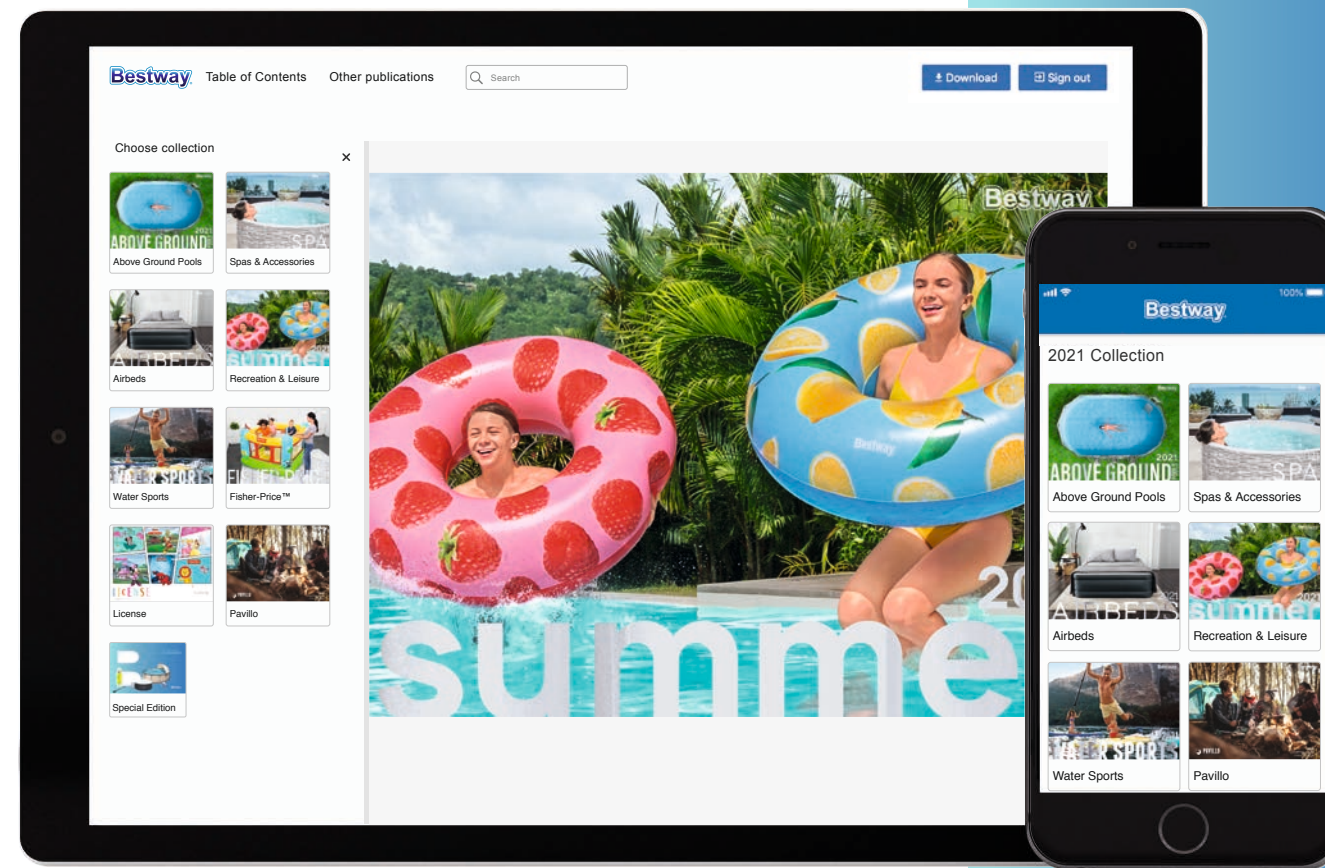
THE BESTWAY® CATALOG APP

Easily access all of our Bestway® catalogs while on the go with our brand new app. Download to see the conveniently portable, digital versions of our catalogs!

VIEW THE LATEST CATALOGS

QUICKLY FLIP THROUGH AND FIND ANY PRODUCT

REVIEW PRODUCT DETAILS AND PHOTOS





contents

FLOATS

PAGE 08

BOARDS

Surf
PAGE 42

Stand-Up Paddleboards
PAGE 44

BOATS

Kayaks
PAGE 72

Rafts
PAGE 86

Sport Boats
PAGE 106

ACCESSORIES

PAGE 116

INDEX

PAGE 122



LIFE'S BETTER ON

the water

FLO ATS

From one-seaters to giant islands, the Hydro-Force™ line of floats was made for fun in the sun with family and friends. Whether it's the pool, river or beach, these products promise a great time. Made with a thicker material, this collection offers top-notch durability. With added accessories like built-in backrests, cup holders and storage buckets, Hydro-Force floats will make sure the party never ends!



FLOAT *on down*



Color Shield™ protective layer prevents the color printing from transferring onto skin when wet. Plus, it also keeps the colors bright and vibrant for use summer after summer!



PLANOGRAM
STORE DISPLAY



Actual in-store displays may vary.

WEEKEND 36173/E

Tube



INFLATED SIZE: 35 IN. X 35 IN. X 10.5 IN. - 90 CM X 90 CM X 27 CM
 DEFLATED SIZE: 40 IN. - 1.02 M DIAMETER

FEATURES

- ▶ Three assorted colors: blue, orange, green
- ▶ Heavy-duty handles
- ▶ One cup holder
- ▶ Ages 10+

CONTENTS

- One swim tube
- Heavy-duty repair patch

SPECIFICATIONS

WEIGHT CAPACITY	198.4 lbs (90 kg)
PASSENGERS	1
CASE PACK	12 pcs
LB. (KG)	19.3 lbs (8.7 kg)
PACKAGING	Full color box

- 1. Heavy-duty Handles
- 2. Cup holder

WHITECAP RIDER 43108/E

Tube



INFLATED SIZE: 41.5 IN. X 41.5 IN. X 17.5 IN. - 1.06 M X 1.06 M X 45 CM
 DEFLATED SIZE: 47 IN. - 1.19 M DIAMETER

FEATURES

- ▶ Interlocking quick release valve
- ▶ One cup holder
- ▶ Wraparound grab rope with built-in grommets

- ▶ Premium construction with backrest
- ▶ Cool mesh bottom

CONTENTS

- One tube
- Repair patch

SPECIFICATIONS

WEIGHT CAPACITY	198.4 lbs (90 kg)
PASSENGERS	1
CASE PACK	6 pcs
LB. (KG)	20.3 lbs (9.2 kg)
PACKAGING	Full color box

- 1. Premium construction backrest
- 2. Rubberized mesh bottom
- 3. Heavy-duty handles
- 4. Cup holder
- 5. Wraparound grab rope

CAMO CRUISER 43284/E

Tube



INFLATED SIZE: 48 IN. X 48 IN. X 19 IN. - 1.22 M X 1.22 M X 48.5 CM
 DEFLATED SIZE: 53 IN. - 1.35 M DIAMETER

FEATURES

- ▶ Interlocking quick release valves
- ▶ Two air chambers
- ▶ One cup holder
- ▶ Wraparound grab rope with built-in grommets

- ▶ Heavy-duty handles
- ▶ Premium construction with backrest
- ▶ Cool mesh bottom

CONTENTS

- One tube
- Heavy-duty repair patch

SPECIFICATIONS

WEIGHT CAPACITY	198.4 lbs (90 kg)
PASSENGERS	1
CASE PACK	4 pcs
LB. (KG)	24.4 lbs (11.1 kg)
PACKAGING	Full color box

- 1. Premium construction backrest
- 2. Rubberized mesh bottom
- 3. Heavy-duty handles
- 4. Cup holder
- 5. Wraparound grab rope

ALPINE 43398/E

cooler tube



LENGTH: 62.5 IN. - 1.59 M
 HEIGHT: 49.5 IN. - 1.26 M
 WIDTH: 21 IN. - 53 M

- 1. Wraparound grab rope
- 2. Premium construction backrest
- 3. Heavy-duty handles

- 4. Insulated cooler bag
- 5. Cool mesh bottom
- 6. Cup holder

new



INFLATED SIZE
 62.5 IN. X 49.5 IN. X 21 IN. - 1.59 M X 1.26 M X 53 CM

DEFLATED SIZE
 66.5 IN. X 54 IN. - 1.69 M X 1.37 M

FEATURES

- ▶ One cup holder
- ▶ Two heavy-duty handles
- ▶ Wraparound grab rope with built-in grommets
- ▶ Cool mesh bottom
- ▶ Premium construction backrest
- ▶ One removable, insulated cooler bag


CONTENTS

- One tube
- One cooler bag
- Heavy-duty repair patch

SPECIFICATIONS

WEIGHT CAPACITY	198.4 lbs (90 kg)
PASSENGERS	1
CASE PACK	4 pcs
LB. (KG)	23.6 lbs (10.7 kg)
PACKAGING	Full color box

RAPID RIDER *Series*



RRI
43116/E

INFLATED SIZE: 48 IN. X 48 IN. X 19 IN. - 1.22 M X 1.22 M X 48.5 CM
DEFLATED SIZE: 53 IN. - 1.35 M DIAMETER

FEATURES

- ▶ Interlocking quick release valves
- ▶ Heavy-duty handles
- ▶ Two cup holders
- ▶ Wraparound grab rope with built-in grommets
- ▶ Premium construction with backrest
- ▶ Cool mesh bottom

CONTENTS

One tube
Repair patch

SPECIFICATIONS

WEIGHT CAPACITY	198.4 lbs (90 kg)
PASSENGERS	1
CASE PACK	6 pcs
LB. (KG)	28.4 lbs (12.9 kg)
PACKAGING	Full color box

- | | |
|----------------------------------|-------------------------|
| 1. Premium construction backrest | 4. Cup holders |
| 2. Rubberized mesh bottom | 5. Wraparound grab rope |
| 3. Heavy-duty handles | |



RRII
43113/E

INFLATED SIZE: 94 IN. X 48 IN. X 19.5 IN. - 2.40 M X 1.22 M X 50 CM
DEFLATED SIZE: 99 IN. X 52 IN. - 2.51 M X 1.32 M

FEATURES

- ▶ Interlocking quick release valves
- ▶ Two heavy-duty handles
- ▶ Two cup holders
- ▶ Premium construction with backrest
- ▶ Pliable mesh bottom

CONTENTS

One double tube
Heavy-duty repair patch

SPECIFICATIONS

WEIGHT CAPACITY	396.8 lbs (180 kg)
PASSENGERS	2
CASE PACK	2 pcs
LB. (KG)	20.9 lbs (9.5 kg)
PACKAGING	Full color box

- | | |
|-----------------------------------|-----------------------|
| 1. Premium construction backrests | 3. Heavy-duty handles |
| 2. Rubberized mesh bottom | 4. Cup holders |

RAPID RIDER *Quad*



LENGTH: 7 FT.11 IN. - 2.41 M
HEIGHT: 20 IN. - 51 CM
WIDTH: 7 FT.11 IN. - 2.41 M

- | | |
|-----------------------------------|----------------------------------|
| 1. Premium construction backrests | 4. Cup holders |
| 2. Rubberized mesh bottom | 5. Storage buckets |
| 3. Built-in coolers | 6. Wraparound grab rope [43155E] |



INFLATED SIZE
7 FT. 11 IN. X 7 FT. 11 IN. X 20 IN. - 2.41 M X 2.41 M X 51 CM

DEFLATED SIZE
8 FT. 5 IN. X 8 FT. 5 IN. - 2.57 M X 2.57 M

FEATURES

- ▶ Interlocking quick release valves
- ▶ Wraparound grab rope with built-in grommets [43115E]
- ▶ Four grab ropes with built-in grommets [43115]
- ▶ Two built-in coolers
- ▶ Four cup holders
- ▶ Two storage buckets
- ▶ Premium construction with backrest
- ▶ Each seat has pliable mesh bottom

CONTENTS

One quad tube
Heavy-duty repair patch

SPECIFICATIONS

WEIGHT CAPACITY	793.7 lbs (360 kg)
PASSENGERS	4
CASE PACK	1 pcs
LB. (KG)	23.1 lbs (10.5 kg)
PACKAGING	Full color box

TOUGH GUARD™ FORTECH™

*DISCLAIMER: COMPARED TO AN EQUIVALENT SIZE TUBE

15%
lighter

150x
more
ABRASION RESISTANT*

150%
more
PUNCTURE RESISTANT*

INFLATED SIZE

48 IN. X 48 IN. X 19 IN. - 1.21 M X 1.21 M X 47 CM

DEFLATED SIZE

53 IN. - 1.35 M DIAMETER

FEATURES

- ▶ Interlocking quick release valves
- ▶ Wraparound grab rope with built-in grommets
- ▶ Two heavy-duty handles
- ▶ One cup holder
- ▶ Premium construction with backrest
- ▶ Pliable mesh bottom

CONTENTS

One tube Heavy-duty repair patch

SPECIFICATIONS

WEIGHT CAPACITY	198.4 lbs (90 kg)
PASSENGERS	1
CASE PACK	4 pcs
LB. (KG)	19.3 lbs (8.7 kg)
PACKAGING	Full color box



RUGGED RIDER I 43280/E

river tube



LENGTH: 48 IN. - 1.21 M
HEIGHT: 19 IN. - 47 CM
WIDTH: 48 IN. - 1.21 M

1. Premium construction backrest
2. Rubberized mesh bottom
3. Heavy-duty handles
4. Cup holder
5. Wraparound grab rope

RUGGED RIDER II 43279/E

river tube



LENGTH: 94 IN. - 2.40 M
HEIGHT: 20 IN. - 51 CM
WIDTH: 49 IN. - 1.24 M

INFLATED SIZE: 94 IN. X 49 IN. X 20 IN. - 2.40 M X 1.24 M X 51 CM
DEFLATED SIZE: 99 IN. X 52 IN. - 2.51 M X 1.32 M

FEATURES

- ▶ Interlocking quick release valves
- ▶ Two heavy-duty handles
- ▶ Two cup holders
- ▶ Premium construction with backrest
- ▶ Wraparound grab rope with built-in grommets
- ▶ Pliable mesh bottom
- ▶ Center console storage

CONTENTS

One double tube
Heavy-duty repair patch

SPECIFICATIONS

WEIGHT CAPACITY	396.8 lbs (180 kg)
PASSENGERS	2
CASE PACK	2 pcs
LB. (KG)	17.7 lbs (8.0 kg)
PACKAGING	Full color box

GLACIAL SPORT ^{43191/E}

cooler



INFLATED SIZE: 34.5 IN. X 26 IN. X 20 IN. – 88 CM X 67 CM X 52 CM
 DEFLATED SIZE: 34.5 IN. X 30 IN. – 88 CM X 77 CM

FEATURES

- ▶ Inflatable cooler and base
- ▶ Three air chambers
- ▶ 9.43 gal. (35.7 L) insulated cooler
- ▶ Four cup holders
- ▶ Heavy-duty handles

CONTENTS

- One cooler
- Heavy-duty repair patch

SPECIFICATIONS

CASE PACK	8 pcs
LB. (KG)	25.2 lbs (11.4 kg)
PACKAGING	Full color box

new **CHILL N' SIP ^{43420/E}**

cooler float



INFLATED SIZE: 29.5 IN. X 23.2 IN. X 5.9 IN. – 75 CM X 59 CM X 15 CM
 DEFLATED SIZE: 32 IN. X 26 IN. – 81 CM X 66 CM

FEATURES

- ▶ Two cup holders
- ▶ Holds coolers ranging from 10 qt - 28 qt

CONTENTS

- One cooler float
- heavy-duty repair patch

SPECIFICATIONS

CASE PACK	6 pcs
LB. (KG)	8.6 lbs. (3.9 kg)
PACKAGING	Full color box

SUNBED ^{43109/E}

airmat



INFLATED SIZE: 67 IN. X 24 IN. X 8 IN. – 1.70 M X 62 CM X 21 CM
 DEFLATED SIZE: 72 IN. X 28 IN. – 1.83 M X 71 CM

FEATURES

- ▶ Premium construction with pillow

CONTENTS

- One airmat
- Heavy-duty repair patch

SPECIFICATIONS

WEIGHT CAPACITY	198.4 lbs (90 kg)
PASSENGERS	1
CASE PACK	6 pcs
LB. (KG)	16.6 lbs (7.5 kg)
PACKAGING	Full color box

SUMMER VIBES ^{43156/E}

airmat



INFLATED SIZE: 60 IN. X 29 IN. X 6 IN. – 1.52 M X 74 CM X 15 CM
 DEFLATED SIZE: 63 IN. X 34 IN. – 1.60 M X 86 CM

FEATURES

- ▶ Two air chambers [43156E]
- ▶ Three air chambers [43156]
- ▶ Comfortable headrest
- ▶ Pre-cut openings for refreshing water immersion

CONTENTS

- One lounge
- Heavy-duty repair patch

SPECIFICATIONS

	43156E	43156
WEIGHT CAPACITY	198.4 lbs (90 kg)	198.4 lbs (90 kg)
PASSENGERS	1	1
CASE PACK	8 pcs	8 pcs
LB. (KG)	12.9 lbs (5.9 kg)	14.7 lbs (6.7 kg)
PACKAGING	Full color box	Full color box

AQUA BREEZE ^{43169/E}

float



INFLATED SIZE: 61.5 IN. X 39 IN. X 13.5 IN. – 1.57 M X 1.00 M X 35 CM
 DEFLATED SIZE: 65 IN. X 47 IN. – 1.65 M X 1.20 M

FEATURES

- ▶ Interlocking quick release valve
- ▶ Pre-cut openings for refreshing water immersion

CONTENTS

- One lounge
- Heavy-duty repair patch

SPECIFICATIONS

WEIGHT CAPACITY	198.4 lbs (90 kg)
PASSENGERS	1
CASE PACK	6 pcs
LB. (KG)	18.3 lbs (8.3 kg)
PACKAGING	Full color box

INFLATED SIZE
59 IN. X 30 IN. X 19.5 IN. - 1.50 M X 77 CM X 50 CM

DEFLATED SIZE
63.5 IN. X 33 IN. - 1.61 M X 84 CM

- FEATURES**
- ▶ Two air chambers
 - ▶ Premium construction with armrests and backrest
 - ▶ One cup holder
 - ▶ Opening to dip feet into the water [43155E]

- CONTENTS**
- One lounge
 - Repair patch

SPECIFICATIONS

	43155E	43155
WEIGHT CAPACITY	198.4 lbs (90 kg)	198.4 lbs (90 kg)
PASSENGERS	1	1
CASE PACK	8 pcs	8 pcs
LB. (KG)	21.3 lbs (9.7 kg)	21.6 lbs (9.8 kg)
PACKAGING	Full color box	Full color box



[43155]

COOL BLUE *Lounge* 43155/E




COLOR SHIELD

LENGTH: 59 IN. - 1.50 M
HEIGHT: 19.5 IN. - 50 CM
WIDTH: 30 IN. - 77 CM

- 1. Premium construction backrest
- 2. Premium construction armrests
- 3. Cup holder
- 4. Opening to dip feet into the water [43155E]

COOL DAYS *Lounge* 43130/E



COLOR SHIELD

LENGTH: 77.5 IN. - 1.98 M
HEIGHT: 33 IN. - 84 CM
WIDTH: 36.5 IN. - 93 CM

- 1. Premium construction backrest
- 2. Cup holder
- 3. Premium construction armrests
- 4. Ice bucket for drinks or a cooler



INFLATED SIZE
77.5 IN. X 36.5 IN. X 33 IN. - 1.98 M X 93 CM X 84 CM

DEFLATED SIZE
91 IN. X 42 IN. - 2.31 M X 1.07 M

- FEATURES**
- ▶ Interlocking quick release valves
 - ▶ Premium construction with armrests and backrest
 - ▶ Five air chambers
 - ▶ One cup holder
 - ▶ Ice bucket for drinks or a cooler

- CONTENTS**
- One lounge
 - Heavy-duty repair patch

SPECIFICATIONS

WEIGHT CAPACITY	198.4 lbs (90 kg)
PASSENGERS	1
CASE PACK	2 pcs
LB. (KG)	21.0 lbs (9.5 kg)
PACKAGING	Full color box



INFLATED SIZE
6 FT. 3 IN. X 68 IN. X 16 IN. - 1.91 M X 1.73 M X 41 CM

DEFLATED SIZE
6 FT. 6 IN. X 69 IN. - 1.99 M X 1.76 M

FEATURES

- ▶ Interlocking quick release valves
- ▶ Two air chambers
- ▶ Heavy-duty handles
- ▶ Three inflatable backrests
- ▶ Three cup holders
- ▶ Open bottom to dip feet into the water


CONTENTS

- One island
- Heavy-duty repair patch

SPECIFICATIONS

WEIGHT CAPACITY	595.2 lbs (270 kg)
PASSENGERS	3
CASE PACK	2 pcs
L.B. (KG)	18.2 lbs (8.3 kg)
PACKAGING	Full color box

X3 43111/E
island



LENGTH: 6 FT.3 IN. - 1.91 M
HEIGHT: 16 IN. - 41 CM
WIDTH: 68 IN. - 1.73 M

- 1. Cup holders
- 2. Open bottom to dip feet into the water
- 3. Inflatable backrests
- 4. Heavy-duty handles

CHILL SPLASH
43297/E
lounge



LENGTH: 87 IN. - 2.21 M
HEIGHT: 26 IN. - 67 CM
WIDTH: 68 IN. - 1.73 M

- 1. Curved backrest on both sides
- 2. Cup holders
- 3. Heavy-duty handles



INFLATED SIZE
87 IN. X 68 IN. X 26 IN. - 2.21 M X 1.73 M X 67 CM

DEFLATED SIZE
87 IN. X 68.5 IN. - 2.21 M X 1.74 M

FEATURES

- ▶ Interlocking quick release valve
- ▶ Curved backrest on both sides
- ▶ Two cup holders
- ▶ Heavy-duty handles
- ▶ Two air chambers

CONTENTS

- One lounge
- Heavy-duty repair patch

SPECIFICATIONS

WEIGHT CAPACITY	396.8 lbs (180 kg)
PASSENGERS	2
CASE PACK	1 pcs
L.B. (KG)	18.1 lbs (8.2 kg)
PACKAGING	Full color box

KICK BACK 43120/E

Lounge



INFLATED SIZE: 9 FT. X 8 FT. 4 IN. X 25.5 IN. – 2.75 M X 2.55 M X 65 CM
 DEFLATED SIZE: 9 FT. 1 IN. X 8 FT. 7 IN. – 2.77 M X 2.62 M

FEATURES

- ▶ Interlocking quick release valves
- ▶ Grab rope with built-in grommets
- ▶ Extra-wide backrest
- ▶ Five cup holders

CONTENTS

- One island
- One swim-up platform
- One anchor bag
- Heavy-duty repair patch

SPECIFICATIONS

WEIGHT CAPACITY	992.0 lbs (450 kg)
PASSENGERS	5
CASE PACK	1 pcs
LB. (KG)	30.3 lbs (13.7 kg)
PACKAGING	Full color box

- 1. Cup holders
- 2. Extra-wide backrest

- 3. Grab rope with built-in grommets
- 4. Climb cushion

LAZY DAYZ 43135/E

island



INFLATED SIZE: 8 FT. 4 IN. X 8 FT. 4 IN. X 26 IN. – 2.55 M X 2.55 M X 67 CM
 DEFLATED SIZE: 8 FT. 9 IN. X 8 FT. 9 IN. – 2.67 M X 2.67 M

FEATURES

- ▶ Interlocking quick release valves
- ▶ Three extra-wide pillow backrests
- ▶ Four cup holders
- ▶ Two heavy-duty handles
- ▶ Open bottom to dip feet into the water

CONTENTS

- One island
- One anchor bag
- Heavy-duty repair patch

SPECIFICATIONS

WEIGHT CAPACITY	793.7 lbs (360 kg)
PASSENGERS	4
CASE PACK	1 pcs
LB. (KG)	26.7 lbs (12.1 kg)
PACKAGING	Full color box

- 1. Cup holders
- 2. Open bottom to dip feet into the water
- 3. Extra-wide pillow backrests

- 4. Heavy-duty handles
- 5. Anchor bag



SUNNY LOUNGE

43407/E

island

INFLATED SIZE

9 FT. 6 IN. X 8 FT. 8 IN. X 33 IN. - 2.91 M X 2.65 M X 83 CM

DEFLATED SIZE

9 FT. 10 IN. X 9 FT. - 3.00 M X 2.75 M

FEATURES

- ▶ Six air chambers
- ▶ Removable sun shade for protection from harsh sunlight
- ▶ Heavy duty handles
- ▶ Three supportive backrests
- ▶ Five cup holders
- ▶ Interlocking quick release valves

CONTENTS

- One island
- One sunshade
- Heavy-duty repair patch

SPECIFICATIONS

WEIGHT CAPACITY	992.0 lbs. (450 kg)
PASSENGERS	5
CASE PACK	1 pcs
LB. (KG)	49.2 lbs. (22.3 kg)
PACKAGING	Full color box



LENGTH: 9 FT. 6 IN. - 2.91 M
HEIGHT: 33 IN. - 83 CM
WIDTH: 8 FT. 8 IN. - 2.65 M

1. Detachable sunshade
2. Supportive backrests

3. Cup holders
4. Heavy duty handles

TROPICAL BREEZE

43105/E
island



LENGTH: 12 FT. 3 IN. - 3.73 M
HEIGHT: 20.5 IN. - 73 CM
WIDTH: 8 FT. 8 IN. - 2.64 M

1. Detachable sunshade
2. Cup holders
3. Heavy-duty handles

4. Extra-wide pillow backrests
5. Safety grab rope



INFLATED SIZE
12 FT. 3 IN. X 8 FT. 8 IN. X 28.5 IN. - 3.73 M X 2.64 M X 73 CM

DEFLATED SIZE
12 FT. 9 IN. X 9 FT. - 3.89 M X 2.74 M

FEATURES

- ▶ Interlocking quick release valves
- ▶ Heavy-duty handles
- ▶ Safety grab rope on both ends
- ▶ Extra-wide pillow backrests
- ▶ Six cup holders
- ▶ Detachable sunshade

CONTENTS

- One island
- One cooler bag
- One sunshade
- Heavy-duty repair patch

SPECIFICATIONS


WEIGHT CAPACITY	1190.5 lbs (540 kg)
PASSENGERS	6
CASE PACK	1 pcs
LB. (KG)	56.3 lbs (25.5 kg)
PACKAGING	Full color box



RIDE THE

waves

BOARDS RDS



Stand-up paddleboarding has become incredibly popular all across the globe, and with a wide range of Hydro-Force™ boards to choose from, there's something for every consumer. Both beginners and experienced riders can have a summer full of exploration. The engineering team at Bestway® has crafted and fine-tuned each board, ranking them for overall maneuverability, tracking, stability and speed. Year after year, Hydro-Force continues to rule the lineup!

SUP

brand refresh

Both packaging and overall board design have been refreshed to a more modern, sleek and athletic look. Built on the concept of wings and flight, the Hydro-Force™ logo was given a brand new look, specifically for stand-up paddleboards. Along with the unique look, warm yellow was also chosen as the brand's color.

Revised 21ss
SUP Packaging




NEW

look



Each product was redesigned to standardize the colors and position of the board within the rest of the line. Overall, the color logic was kept consistent, because research shows that consumers appreciate and associate the existing colors with our brand. However, each board was given a new embossed texture which not only plays into the new wings and flight concept, but also provides a better anti-slip effect.



BOARD WITH *benefits*

Bestway's inflatable SUP line offers all the advantages that come along with hard boards, plus these added benefits:

- Easy to transport in a car or on a plane - a true money saver, as there is no need to purchase a roof rack or pay expensive shipping costs
- A great choice for beginners - the thicker material is generally more stable than a hard board
- Sold as a package deal - everything that's needed is included in one lightweight, grab-and-go carrier
- Bounce back ability - the flexible material is more resilient than a hard board

Advantages of ease and portability make an inflatable SUP the ultimate board, especially for beginners. Some models even come with a convenient kit to convert the paddleboard into a kayak, giving the user two options every time they cruise the open water. With a Hydro-Force SUP, anyone can have summer of adventures.




STANDING UP *on your board*

When you're new to the sport, it's best to start out in flat, calm water that's free of obstacles like boats and buoys. At first, you may find it easier to kneel on the board rather than to stand upright. Here are the steps to get you started:

- Standing alongside the board in shallow water, place your paddle across the deck of the board and use it as an outrigger. The paddle grip is on the rail (edge) of the board; the blade rests on the water.
- Hold the board by the rails. One hand will also be holding the paddle grip.
- Climb onto the board in a kneeling position, just behind the center point of the board.
- From that kneeling position, get a feel for the balance point of the board. The nose shouldn't pop up out of the water and the tail shouldn't dig in.
- Keep your hands on either side of the board to stabilize it.
- Once you're ready, stand up on the board one foot at a time. Place your feet where your knees were. You might also bring a friend to help stabilize the board as you get the hang of standing on it.




BOARD *technology*



DROP STITCH *material*

To provide unmatched strength and durability, drop stitch material is a network of thousands of polyester threads. They securely connect the material surfaces internally, which seal in air to keep the board inflated and rigid, yet still lightweight. Drop stitch material can support considerable weight when inflated while still being easily portable when deflated.



TRITECH™ *material*

Tritech, a 3-ply reinforced material with a polyester mesh core encased in two layers of laminated PVC that offers superior strength and durability. This premium marine grade material can withstand the most extreme nautical conditions including exposure to petroleum products and ultraviolet rays.



STAND UP
stand out

PLANOGRAM
STORE DISPLAY



Actual in-store displays may vary.

SURF

The glide is secured for small/medium waves. It's a board suitable for novice riders who want to approach the sport safely and for experienced riders who seek an alternative way to have fun than the classic board.

ALL-AROUND

High maneuverability and lightness make this board perfect for flat water and small wave riding (Aqua Journey, Oceana, Huaka'i Tech).

TOURING

Stability, speed and space for luggage. Perfect for long and safe tours on the water (Cruiser Tech, Freesoul Tech).

RIVER

Perfect for long and safe tours on the water, suitable for use both in flat water and on river (Kahawai).

RACE / FAST TOURING

Long, fast and stable board, suitable for fast riding and medium-long tours on the water (Fastblast).



	COMPACT SURF 8 65336/E	AQUA JOURNEY <i>set</i> 65349/E	WHITE CAP <i>set</i> 65342/E	OCEANA CONVERTIBLE <i>set</i> 65350/E	HUAKA'I <i>set</i> 65346	KAHAWAI <i>set</i> 65308/E	AQUA CRUISE <i>set</i> 65348/E	AQUA GLIDER <i>set</i> 65347	FREESOUL TECH CONVERTIBLE <i>set</i> 65310/E	FASTBLAST TECH <i>set</i> 65343/E																																													
LENGTH	8 ft. (2,43 m)	9 ft. (2,74 m)	10 ft. (3,05 m)	10 ft. (3,05 m)	10 ft. (3,05 m)	10 ft. 2 in. (3,10 m)	10 ft. 6 in. (3,20 m)	10 ft. 6 in. (3,20 m)	11 ft. 2 in. (3,40 m)	12 ft. 6 in. (3,81 m)																																													
WIDTH	22 in. (57 cm)	30 in. (76 cm)	33 in. (84 cm)	33 in. (84 cm)	33 in. (84 cm)	34 in. (86 cm)	30 in. (76 cm)	31 in. (79 cm)	35 in. (89 cm)	30 in. (76 cm)																																													
THICKNESS	3 in. (7 cm)	4,75 in. (12 cm)	4,75 in. (12 cm)	4,75 in. (12 cm)	6 in. (15 cm)	6 in. (15 cm)	4,75 in. (12 cm)	4,75 in. (12 cm)	6 in. (15 cm)	6 in. (15 cm)																																													
WEIGHT CAPACITY	198 lbs (90 kg)	220 lbs (100 kg)	265 lbs (120 kg)	265 lbs (120 kg)	287 lbs (130 kg)	309 lbs (140 kg)	243 lbs (110 kg)	243 lbs (110 kg)	353 lbs (160 kg)	265 lbs (120 kg)																																													
INTERNAL VOLUME	21 gal. (80 L)	55 gal. (208 L)	67 gal. (256 L)	67 gal. (256 L)	84 gal. (320 L)	87 gal. (330 L)	64 gal. (243 L)	63 gal. (239 L)	96 gal. (366 L)	92 gal. (349 L)																																													
PRESSURE	17 psi (1,172 bar)	15 psi (1,034 bar)	15 psi (1,034 bar)	15 psi (1,034 bar)	15 psi (1,034 bar)	15 psi (1,034 bar)	15 psi (1,034 bar)	15 psi (1,034 bar)	15 psi (1,034 bar)	15 psi (1,034 bar)																																													
SEATED OPTION				•					•																																														
OARS		•	•	•	•	•		•	•	•																																													
FINS	☾	☾	☾	☾	☾	☾☾☾	☾	☾☾	☾☾	☾																																													
OVERALL PERFORMANCE	<table border="0"> <tr> <td>MANEUVERABILITY</td> <td>TRACKING</td> </tr> <tr> <td>STABILITY</td> <td>SPEED</td> </tr> </table>	MANEUVERABILITY	TRACKING	STABILITY	SPEED	<table border="0"> <tr> <td>MANEUVERABILITY</td> <td>TRACKING</td> </tr> <tr> <td>STABILITY</td> <td>SPEED</td> </tr> </table>	MANEUVERABILITY	TRACKING	STABILITY	SPEED	<table border="0"> <tr> <td>MANEUVERABILITY</td> <td>TRACKING</td> </tr> <tr> <td>STABILITY</td> <td>SPEED</td> </tr> </table>	MANEUVERABILITY	TRACKING	STABILITY	SPEED	<table border="0"> <tr> <td>MANEUVERABILITY</td> <td>TRACKING</td> </tr> <tr> <td>STABILITY</td> <td>SPEED</td> </tr> </table>	MANEUVERABILITY	TRACKING	STABILITY	SPEED	<table border="0"> <tr> <td>MANEUVERABILITY</td> <td>TRACKING</td> </tr> <tr> <td>STABILITY</td> <td>SPEED</td> </tr> </table>	MANEUVERABILITY	TRACKING	STABILITY	SPEED	<table border="0"> <tr> <td>MANEUVERABILITY</td> <td>TRACKING</td> </tr> <tr> <td>STABILITY</td> <td>SPEED</td> </tr> </table>	MANEUVERABILITY	TRACKING	STABILITY	SPEED	<table border="0"> <tr> <td>MANEUVERABILITY</td> <td>TRACKING</td> </tr> <tr> <td>STABILITY</td> <td>SPEED</td> </tr> </table>	MANEUVERABILITY	TRACKING	STABILITY	SPEED	<table border="0"> <tr> <td>MANEUVERABILITY</td> <td>TRACKING</td> </tr> <tr> <td>STABILITY</td> <td>SPEED</td> </tr> </table>	MANEUVERABILITY	TRACKING	STABILITY	SPEED	<table border="0"> <tr> <td>MANEUVERABILITY</td> <td>TRACKING</td> </tr> <tr> <td>STABILITY</td> <td>SPEED</td> </tr> </table>	MANEUVERABILITY	TRACKING	STABILITY	SPEED	<table border="0"> <tr> <td>MANEUVERABILITY</td> <td>TRACKING</td> </tr> <tr> <td>STABILITY</td> <td>SPEED</td> </tr> </table>	MANEUVERABILITY	TRACKING	STABILITY	SPEED	<table border="0"> <tr> <td>MANEUVERABILITY</td> <td>TRACKING</td> </tr> <tr> <td>STABILITY</td> <td>SPEED</td> </tr> </table>	MANEUVERABILITY	TRACKING	STABILITY	SPEED
MANEUVERABILITY	TRACKING																																																						
STABILITY	SPEED																																																						
MANEUVERABILITY	TRACKING																																																						
STABILITY	SPEED																																																						
MANEUVERABILITY	TRACKING																																																						
STABILITY	SPEED																																																						
MANEUVERABILITY	TRACKING																																																						
STABILITY	SPEED																																																						
MANEUVERABILITY	TRACKING																																																						
STABILITY	SPEED																																																						
MANEUVERABILITY	TRACKING																																																						
STABILITY	SPEED																																																						
MANEUVERABILITY	TRACKING																																																						
STABILITY	SPEED																																																						
MANEUVERABILITY	TRACKING																																																						
STABILITY	SPEED																																																						
MANEUVERABILITY	TRACKING																																																						
STABILITY	SPEED																																																						
MANEUVERABILITY	TRACKING																																																						
STABILITY	SPEED																																																						
MANEUVERABILITY	TRACKING																																																						
STABILITY	SPEED																																																						



new generation

INFLATED SIZE
8 FT. X 22 IN. X 3 IN. / 2.43 M X 57 CM X 7 CM

FEATURES

- ▶ Drop stitch material is portable and easy to store, with the strength of a hard-sided board
- ▶ Tritech™ surface material has been stress tested for superior durability, and can withstand UV exposure
- ▶ Category: Surf
- ▶ Built for small/medium waves, for novice and experienced riders
- ▶ Non-slip traction pad
- ▶ Stainless steel ring located astern to hook the leash

CONTENTS

- Surf board
- Hand pump
- Backpack
- Surf leash
- Center fin
- Repair kit



SPECIFICATIONS

WEIGHT CAPACITY	198 lbs (90 kg)
PASSENGERS	1
CASE PACK	1 pcs
LB. (KG)	22.5 lbs (10.2 kg)
PACKAGING	Full color box

65336/E

COMPACT SURF 8

surf board



AQUA JOURNEY SET

65349/E

paddle board

new



INFLATED SIZE
9 FT. X 30 IN. X 4.75 IN. / 2.74 M X 76 CM X 12 CM

FEATURES

- ▶ Drop stitch material is portable and easy to store, with the strength of a hard-sided board
- ▶ Category: All-Around
- ▶ Best shape for flat water and small wave riding
- ▶ Non-slip traction pad
- ▶ Convenient deck handle to easily carry the SUP
- ▶ Adjustable 85 in. (2.17 m) paddle

CONTENTS

- Paddle board
- Paddle
- Hand pump
- Backpack
- Coiled leash
- Center fin
- Repair kit

SPECIFICATIONS

WEIGHT CAPACITY	220 lbs (100 kg)
PASSENGERS	1
CASE PACK	1 pcs
LB. (KG)	25.6 lbs (11.6 kg)
PACKAGING	Full color box





new

INFLATED SIZE
10FT. X 33 IN. X 4.75 IN. / 3.05 M X 84 CM X 12 CM

FEATURES

- ▶ Drop stitch material is portable and easy to store, with the strength of a hard-sided board
- ▶ Category: All-Around
- ▶ Best shape for flat water and small wave riding
- ▶ Non-slip traction pad
- ▶ Convenient deck handle to easily carry the SUP
- ▶ Elastic cord for extra storage
- ▶ Adjustable 85 in. (2.17m) paddle

CONTENTS

- Paddle board
- Paddle
- Hand pump
- Backpack
- Coiled leash
- Center fin
- Repair kit



SPECIFICATIONS

WEIGHT CAPACITY	265 lbs (120 kg)
PASSENGERS	1
CASE PACK	1 pcs
LB. (KG)	29.0 lbs (13.1 kg)
PACKAGING	Full color box

65342/E **WHITE GAP SET**
paddle board



OCEANA CONVERTIBLE SET 65350/E

paddle board

new



INFLATED SIZE
10 FT. X 33 IN. X 4.75 IN. / 3.05 M X 84 CM X 12 CM

FEATURES

- ▶ Drop stitch material is portable and easy to store, with the strength of a hard-sided board
- ▶ Category: All-Around
- ▶ Best shape for flat water and small wave riding
- ▶ Non-slip traction pad
- ▶ Convenient deck handle to easily carry the SUP
- ▶ Elastic cord for extra storage
- ▶ Adjustable 85 in. (2.17 m) paddle can be converted to a double-bladed oar
- ▶ Detachable seat with back and footrest

CONTENTS

- Paddle board
- Paddle
- Hand pump
- Backpack
- Coiled leash

- Seat
- Footrest
- Center fin
- Repair kit



SPECIFICATIONS

WEIGHT CAPACITY	265 lbs (120 kg)
PASSENGERS	1
CASE PACK	1 pcs
LB. (KG)	32.4 lbs (14.7 kg)
PACKAGING	Full color box







new

INFLATED SIZE
10 FT. X 33 IN. X 6 IN. / 3.05 M X 84 CM X 15 CM

FEATURES

- ▶ Drop stitch material is portable and easy to store, with the strength of a hard-sided board
- ▶ Category: All-Around
- ▶ Best shape for flat water and small wave riding
- ▶ Non-slip traction pad
- ▶ Convenient deck handle to easily carry the SUP
- ▶ Elastic cord for extra storage
- ▶ Adjustable 85 in. (2.17 m) paddle
- ▶ Double chamber structure increases stability


CONTENTS

- Paddle board
- Paddle
- Hand pump
- Backpack
- Coiled leash
- Center fin
- Repair kit



SPECIFICATIONS

WEIGHT CAPACITY	287 lbs (130 kg)
PASSENGERS	1
CASE PACK	1 pcs
LB. (KG)	33.3 lbs (15.1 kg)
PACKAGING	Full color box



DOUBLE CHAMBER

65346 **HUAKA' I SET**
paddle board

KAHAWAI SET 65308/E

paddle board



new generation

INFLATED SIZE
10 FT. 2 IN. X 34 IN. X 6 IN. / 3.10 M X 86 CM X 15 CM

FEATURES

- ▶ Drop stitch material is portable and easy to store, with the strength of a hard-sided board
- ▶ Category: River
- ▶ Best shape for longer rides, and can be used on flat water or the river
- ▶ Long rubber fins have greater directionality with strong undertow
- ▶ Kickboard helps to increase the maneuverability
- ▶ Non-slip traction pad
- ▶ Multiple convenient handles to easily carry the SUP and for grabbing during use on river
- ▶ Elastic cord for extra storage
- ▶ Adjustable 85 in. (2.17 m) paddle

CONTENTS

Paddle board
Paddle
Hand pump


Backpack
Coiled leash
Repair kit



SPECIFICATIONS

WEIGHT CAPACITY	309 lbs (140 kg)
PASSENGERS	1
CASE PACK	1 pcs
L.B. (KG)	33.1 lbs (15.0 kg)
PACKAGING	Full color box





new

INFLATED SIZE
10 FT. 6 IN. X 30 IN. X 4.75 IN. / 3.20 M X 76 CM X 12 CM

FEATURES

- ▶ Drop stitch material is portable and easy to store, with the strength of a hard-sided board
- ▶ Tritech™ surface material has been tested for superior durability, and can withstand UV exposure
- ▶ Category: Tour
- ▶ Best shape for longer rides on flat water
- ▶ Non-slip traction pad
- ▶ Convenient deck handle to easily carry the SUP
- ▶ Front and back elastic cord for extra storage
- ▶ Adjustable 85 in. (2.17 m) paddle

CONTENTS

Paddle board
Paddle
Hand pump
Backpack

Coiled leash
Center fin
Repair kit



SPECIFICATIONS

WEIGHT CAPACITY	243 lbs (110 kg)
PASSENGERS	1
CASE PACK	1 pcs
LB. (KG)	27.8 lbs (12.6 kg)
PACKAGING	Full color box

65348/E

AQUA CRUISE SET

paddle board





INTRODUCING *TravelTech™*

Introducing TravelTech™ - a new type of stand-up paddleboard that revolutionizes the portability of inflatable boards. Portability, convenient storage and easy transport have always been major advantages of inflatable boards over hard-sided boards, but with TravelTech, it's even easier. The structure of the board was engineered to be folded vertically and horizontally, giving a more compact shape. The backpack that comes with TravelTech boards is 40% smaller than the standard ones, allowing for easier handling and transport.



new

AQUA GLIDER SET 65347

paddle board



new

INFLATED SIZE
10 FT. 6 IN. X 31 IN. X 4.75 IN. / 3.20 M X 79 CM X 12 CM

FEATURES

- ▶ Drop stitch material is portable and easy to store, with the strength of a hard-sided board
- ▶ Category Type: Touring
- ▶ Best shape for longer rides on flat water
- ▶ Non-slip traction pad can easily be folded
- ▶ Convenient deck handle to easily carry the SUP
- ▶ Adjustable 79 in. (2.00 m) paddle
- ▶ The board can be packed into a new small backpack, ensuring an easier handling and transport

CONTENTS

- Paddle board
- Paddle
- Hand pump
- Backpack
- Coiled leash
- 2 Removable fins
- Repair kit



SPECIFICATIONS

WEIGHT CAPACITY	243 lbs (110 kg)
PASSENGERS	1
CASE PACK	1 pcs
LB. (KG)	28.6 lbs (13.0 kg)
PACKAGING	Full color box





new generation

FREESOUL TECH CONVERTIBLE SET

65310/E *paddle board*

INFLATED SIZE
11 FT. 2 IN. X 35 IN. X 6 IN. / 3.40 M X 89 CM X 15 CM

FEATURES

- ▶ Drop stitch material is portable and easy to store, with the strength of a hard-sided board
- ▶ Tritech™ surface material has been stress tested for superior durability, and can withstand UV exposure
- ▶ Category: Touring
- ▶ Best shape for longer rides on flat water
- ▶ Non-slip traction pad
- ▶ Convenient side handles to easily carry the SUP
- ▶ Elastic cord for extra storage
- ▶ Adjustable 85 in. (2.17 m) paddle can be converted to a double-bladed oar
- ▶ Detachable seat with back and footrest
- ▶ Quick rig connector (mast foot base not included)
- ▶ Removable daggerboard for windsurfing

CONTENTS

- Paddle board
- Paddle
- Hand pump
- Deluxe backpack
- Coiled leash
- Seat
- Footrest
- 2 Center fins
- Repair kit



SPECIFICATIONS

WEIGHT CAPACITY	353 lbs (160 kg)
PASSENGERS	1
CASE PACK	1 pcs
LB. (KG)	44.0 lbs (20.0 kg)
PACKAGING	Full color box



FASTBLAST TECH SET 65343/E

paddle board



new

INFLATED SIZE
12 FT. 6 IN. X 30 IN. X 6 IN. / 3.81 M X 76 CM X 15 CM

FEATURES

- ▶ Drop stitch material is portable and easy to store, with the strength of a hard-sided board
- ▶ Tritech™ surface material has been stress tested for superior durability, and can withstand UV exposure
- ▶ Category: Race
- ▶ Best shape for fast riding and medium/long rides
- ▶ Non-slip traction pad
- ▶ Convenient deck handle to easily carry the SUP
- ▶ Elastic cord for extra storage
- ▶ Adjustable 85 in. (2.17 m) paddle

CONTENTS

- Paddle board
- Paddle
- Hand pump
- Deluxe backpack
- Coiled leash
- Center fin
- Repair kit

SPECIFICATIONS

WEIGHT CAPACITY	265 lbs (120 kg)
PASSENGERS	1
CASE PACK	1 pcs
LB. (KG)	371 lbs (16.8 kg)
PACKAGING	Full color box





12V AUTO-AIR

65315/NA
NA = FOUR LANGUAGES

electric pump

new generation

SIZE
9 IN. X 5.5 IN. X 5 IN. / 23.5 CM X 14 CM X 13 CM

FEATURES

- ▶ DC 12V 110W car charger
- ▶ Inflates stand-up paddleboards and other items with high pressure valves
- ▶ Easy-to-read LCD display with built-in preset pressure sensors
- ▶ Unit selection button switches between PSI and BAR
- ▶ Inflates from 0-16 PSI in just minutes with simple & easy to use touch button controls. Fully adjustable pressure settings (increments of 0.5 PSI)
- ▶ Automatic shut off triggers when predetermined pressure is reached preventing over-inflation

CONTENTS

Electric pump

SPECIFICATIONS

CASE PACK	3 pcs
LB. (KG)	10.0 lbs (4.5 kg)
PACKAGING	Full color box



ADVENTURE IS

wanting

Bestway's kayaks, rafts and boats are all uniquely designed with adventure in mind. From paddling to fishing to just floating along, this collection of boats promises a summer to remember! The wide range included in this line means every water explorer can find exactly what they're looking for. Plus, the thick, inflatable materials provide durability along with portability, make a Bestway boat the ultimate choice.

KAYAKS

RAFTS

SPORTS
BOATS


Bestway's boats are all uniquely designed with adventure in mind. From paddling to fishing to just floating along, this collection of boats promises a summer to remember! The wide range included in this line means every water explorer can find exactly what they're looking for. Plus, the thick, inflatable materials provide durability along with portability, make a Bestway boat the ultimate choice.

BOATS



SEIZE
the day

PLANOGRAM
STORE DISPLAY



Actual in-store displays may vary.



KAYAKS



kayakers

KORACLE kayak
65097/E

COVE CHAMPION kayak
65115/E

LITE-RAPID X2 kayak
65077/E

VENTURA kayak
65118/E

VENTURA X2 kayak
65052/E

13 FT. (3.96 M)
12 FT. (3.66 M)
11 FT. (3.35 M)
10 FT. (3.05 M)
9 FT. (2.74 M)
8 FT. (2.44 M)
7 FT. (2.13 M)
6 FT. (1.83 M)
5 FT. (1.52 M)
4 FT. (1.22 M)
3 FT. (91 CM)
2 FT. (61 CM)
1 FT. (30 CM)



INFLATED LENGTH	8 ft. 10 in. (2.70 m)	9 ft. (2.75 m)	10 ft. 6 in. (3.21 m)	9 ft. 2 in. (2.80 m)	10 ft. 10 in. (3.30 m)
INFLATED WIDTH	39 in. (1.00 m)	32 in. (81 cm)	35 in. (88 cm)	34 in. (86 cm)	34 in. (86 cm)
WEIGHT CAPACITY	331 lbs (150 kg)	220 lbs (100 kg)	350 lbs (160 kg)	286 lbs (130 kg)	440 lbs (200 kg)
INTERNAL VOLUME	111 gal. (420 L)	55 gal. (210 L)	100 gal. (379 L)	89 gal. (339 L)	120 gal. (453 L)
OARS	•	•	•	•	•
PASSENGERS	1 Adult	1 Adult	2 Adults	1 Adult	2 Adults

KORAGLE ^{65097/E} kayak



LENGTH: 8 FT. 10 IN. / 2.70 M
WIDTH: 39 IN. / 1.00 M

- 1. 2 Elastic Cord Storage Area (Front and Back)
- 2. 4 Footrests
- 3. Oar Clasps
- 4. Backrest for Comfort

- 5. Fishing Rod Holder
- 6. Interlocking Quick Release Valves
- 7. Heavy-Duty Handle

INFLATED SIZE
8 FT. 10 IN. X 39 IN. / 2.70 M X 1.00 M

DEFLATED SIZE
9 FT. 2 IN. X 43 IN. / 2.79 M X 1.08 M

FEATURES

- ▶ 3 air chamber construction
- ▶ Made with durable PVC material
- ▶ Built-in backrest for comfort
- ▶ Built-in fishing rod holder
- ▶ Wraparound grab rope
- ▶ Built-in oar clasps
- ▶ Detachable dorsal fin for maneuverability
- ▶ 4 footrests to accommodate short or tall users
- ▶ 2 elastic cord storage areas (front and back)
- ▶ 2 carry handles (front and back)
- ▶ Air Hammer™ Hand Pump (62086)
- ▶ 86 in. (2.18 m) paddle
- ▶ Interlocking quick release valves

CONTENTS

- Boat (65097)
- Kayak (65097E)
- Paddle
- Hand pump
- 2 removable fins
- Repair patch

SPECIFICATIONS

	65097	65097E
WEIGHT CAPACITY	331 lbs (150 kg)	331 lbs (150 kg)
CASE PACK	1 pcs	1 pcs
LB. (KG)	20.9 lbs (9.5 kg)	20.7 lbs (9.4 kg)
PACKAGING	Full color box	Full color box
CERTIFICATION	GS	NMMA





INFLATED SIZE
9 FT. X 32 IN. / 2.75 M X 81 CM

DEFLATED SIZE
9 FT. X 40 IN. / 2.75 M X 1.02 M

FEATURES

- ▶ 3 air chamber construction
- ▶ Made with durable PVC material
- ▶ Firm and rigid inflated floor
- ▶ Removable fin for directional stability
- ▶ Comfortable cockpit with inflatable seat
- ▶ Storage cord (front and back)
- ▶ Wraparound grab rope
- ▶ 86 in. (2.18 m) Aluminum paddle
- ▶ Air Hammer™ Hand Pump (62086)
- ▶ Interlocking quick release valves

CONTENTS

- Kayak
- Paddle
- Hand pump
- Removable fin
- Repair patch



SPECIFICATIONS

	65115	65115E
WEIGHT CAPACITY	220 lbs (100 kg)	220 lbs (100 kg)
CASE PACK	1 pcs	1 pcs
LB. (KG)	22.0 lbs (10.0 kg)	22.0 lbs (10.0 kg)
PACKAGING	Full color box	Full color box
CERTIFICATION	GS	NMMA

65115/E

COVE CHAMPION

kayak




LENGTH: 9 FT. / 2.75 M
WIDTH: 32 IN. / 81 CM

- 1. Storage Cord (Front and Back)
- 2. Wraparound Grab Rope
- 3. Firm and Rigid Inflatable Floor

- 4. Comfortable Cockpit with Inflatable Seat
- 5. Interlocking Quick Release Valve

LITE-RAPID x2 ^{65077/E}

kayak



LENGTH: 10 FT. 6 IN. / 3.21 M
WIDTH: 35 IN. / 88 CM

- 1. 2 Adjustable Seats
- 2. Interlocking Quick Release Valves
- 3. Carry Handles

INFLATED SIZE
10 FT. 6 IN. X 35 IN. / 3.21 M X 88 CM

DEFLATED SIZE
11 FT. 3 IN. X 26 IN. / 3.42 M X 66 CM

FEATURES

- ▶ Made with durable PVC material
- ▶ Form-fitted construction prevents water from entering the cockpit
- ▶ Inflated cushions for comfortable seating
- ▶ Wraparound grab rope with built-in grommets
- ▶ Removable middle fin for directional stability
- ▶ Carry handles
- ▶ Air Hammer™ Hand Pump (62086)
- ▶ Two 86 in. (2.18 m) Aluminum paddles
- ▶ Interlocking quick release valves

CONTENTS

Boat
2 paddles
Hand pump

Removable fin
Repair patch



SPECIFICATIONS

	65077	65077E
WEIGHT CAPACITY	350 lbs (160 kg)	350 lbs (160 kg)
CASE PACK	1 pcs	1 pcs
LB. (KG)	32.6 lbs (14.8 kg)	32.5 lbs (14.7 kg)
PACKAGING	Full color box	Full color box
CERTIFICATION	GS	NMMA





new

INFLATED SIZE
9 FT. 2 IN. X 34 IN. / 2.80 M X 86 CM

DEFLATED SIZE
9 FT. 8 IN. X 44 IN. / 2.85 M X 1.13 M

FEATURES

- ▶ 3 air chamber construction
- ▶ Premium coated nylon hull that is sun, oil and seawater resistant
- ▶ 2 removable side chambers & I-beam floor made from heavy-duty PVC
- ▶ Removable fins for directional stability
- ▶ 1 adjustable seat with storage compartment
- ▶ Removable storage bag
- ▶ Oar clasps
- ▶ One 86 in. (2.18 m) aluminum paddle
- ▶ Air Hammer™ hand pump (62086)
- ▶ Quick inflation/deflation screw valves
- ▶ Integrated drain valve

CONTENTS

- Kayak
- Paddle
- Hand pump
- 2 removable fins
- Seat
- Storage bag
- Repair patch



SPECIFICATIONS

	65118	65118E
WEIGHT CAPACITY	286 lbs (130 kg)	286 lbs (130 kg)
CASE PACK	1 pcs	1 pcs
LB. (KG)	29.8 lbs (13.5 kg)	32.6 lbs (14.8 kg)
PACKAGING	Full color box	Full color box
CERTIFICATION	GS	NMMA



LENGTH: 9 FT. 2 IN. / 2.80 M
WIDTH: 34 IN. / 86 CM

VENTURA

65118/E

kayak



- 1. Removable Storage Bag
- 2. 2 Removable Side Chambers
- 3. 1 Adjustable Seat

- 4. Inflatable I-Beam Floor
- 5. Quick Inflation/Deflation Screw Valves
- 6. Carry Handles

VENTURA x2 ^{65052/E} kayak




- 1. Removable Storage Bag
- 2. Inflatable I-Beam Floor
- 3. 2 Removable Side Chambers



LENGTH: 10 FT. 10 IN. / 3.30 M
WIDTH: 34 IN. / 86 CM

- 4. 2 Adjustable Seats
- 5. Quick Inflation/Deflation Screw Valve
- 6. Carry Handles



new generation

INFLATED SIZE
10 FT. 10 IN. X 34 IN. / 3.30 M X 86 CM

DEFLATED SIZE
10 FT. 11 IN. X 44 IN. / 3.33 M X 1.13 M

FEATURES

- ▶ 3 air chamber construction
- ▶ Premium coated nylon hull that is sun, oil and seawater resistant
- ▶ 2 removable side chambers & I-beam floor made from heavy-duty PVC
- ▶ Removable fins for directional stability
- ▶ 2 adjustable seats with storage compartments
- ▶ Removable storage bag
- ▶ Oar clasps
- ▶ Two 86 in. (2.18 m) aluminum paddles
- ▶ Air Hammer™ hand pump (62086)
- ▶ Quick inflation/deflation screw valves
- ▶ Integrated drain valve

CONTENTS

- Kayak
- 2 sets of paddles
- Hand pump
- 2 removable fins
- 2 seats
- Storage bag
- Repair patch



SPECIFICATIONS

	65052	65052E
WEIGHT CAPACITY	440 lbs (200 kg)	440 lbs (200 kg)
CASE PACK	1 pcs	1 pcs
LB. (KG)	36.7 lbs (16.7 kg)	39.6 lbs (17.9 kg)
PACKAGING	Full color box	Full color box
CERTIFICATION	GS	NMMA





R A F T S

rafts

BATTLE BOMBER raft
61108/E/NE

KONDOR 1000 raft
61099/E/NE + 61078/E/NE

KONDOR 2000 raft
61100/E/NE + 61062/E/NE

KONDOR 3000 raft
61102/E/NE

TREK X1 raft
61064/E 61063

TREK X2 raft
61068/E

TREK X3 raft
61110/E

VOYAGER 300 raft
65051/E

VOYAGER 500 raft
65001/E

NEVA III raft
65008/E

MARINE PRO raft
65096/E



	61108E/NE	61108	61099E/NE	61099	61078E/NE	61078	61100E/NE	61100	61062E/NE	61062	61102E/NE	61102	61064/E	61063	61068/E	61110/E	65051/E	65001/E	65008/E	65096/E
INFLATED LENGTH	6 ft. (1.84 m)	6 ft. 2 in. (1.88 m)	57 in. (1.45 m)	61 in. (1.55 m)	57 in. (1.45 m)	61 in. (1.55 m)	6 ft. (1.84 m)	6 ft. 2 in. (1.88 m)	6 ft. (1.84 m)	6 ft. 2 in. (1.88 m)	6 ft. 11 in. (2.11 m)	7 ft. 7 in. (2.32 m)	7 ft. 6 in. (2.28 m)	7 ft. 6 in. (2.28 m)	8 ft. 4 in. (2.55 m)	10 ft. 1 in. (3.07 m)	8 ft. (2.43 m)	11 ft. 5 in. (3.48 m)	10 ft. 4 in. (3.16 m)	9 ft. 6 in. (2.91 m)
INFLATED WIDTH	36 in. (91 cm)	39 in. (98 cm)	33 in. (84 cm)	37 in. (93 cm)	33 in. (84 cm)	37 in. (93 cm)	36 in. (91 cm)	39 in. (98 cm)	36 in. (91 cm)	39 in. (98 cm)	43 in. (1.15 m)	45 in. (1.15 m)	48 in. (1.21 m)	48 in. (1.21 m)	50 in. (1.27 m)	50 in. (1.26 m)	40 in. (1.02 m)	56 in. (1.41 m)	49 in. (1.24 m)	50 in. (1.27 m)
WEIGHT CAPACITY	210 lbs (95 kg)	264 lbs (120 kg)	120 lbs (55 kg)	178 lbs (80 kg)	120 lbs (55 kg)	178 lbs (80 kg)	210 lbs (95 kg)	264 lbs (120 kg)	210 lbs (95 kg)	264 lbs (120 kg)	410 lbs (186 kg)	418 lbs (190 kg)	374 lbs (170 kg)	374 lbs (170 kg)	495 lbs (225 kg)	594 lbs (270 kg)	374 lbs (170 kg)	573 lbs (260 kg)	661 lbs (300 kg)	594 lbs (270 kg)
OARS	•	•		•	•				•	•	•	•		•	•	•	•	•		•
PASSENGERS	1 Adult + 1 Child	1 Adult + 1 Child	1 Adult	1 Adult	1 Adult	1 Adult	1 Adult + 1 Child	1 Adult + 1 Child	1 Adult + 1 Child	1 Adult + 1 Child	2 Adults + 1 Child	2 Adults + 1 Child	2 Adults	2 Adults	2 Adults + 1 Child (61068)/ 2 Adults (61068E)	3 Adults + 1 Child (61110)/ 3 Adults (61110E)	2 Adults	3 Adults	3 Adults	2 Adults + 1 Child (65096)/ 3 Adults (65096E)

BATTLE BOMBER

61108/E/NE

raft



new generation

INFLATED SIZE
 61108E/NE: 6 FT. X 36 IN. / 1.84 M X 91 CM
 61108: 6 FT.2 IN. X 39 IN. / 1.88 M X 98 CM

DEFLATED SIZE
 61108E/NE: 6 FT. 5 IN. X 45 IN. / 1.96 M X 1.14 M
 61108: 6 FT.5 IN. X 45 IN. / 1.97 M X 1.15 M

FEATURES

- ▶ Interlocking quick release valves (61108/NE)
- ▶ 3 air chamber construction (61108)
- ▶ 2 air chamber construction (61108E/NE)
- ▶ Made with durable PVC material
- ▶ Wraparound grab rope with built-in grommets (61108)
- ▶ Inflatable floor for extra comfort
- ▶ Heavy-duty handle (61108)
- ▶ Sturdy oarlocks (61108)
- ▶ Oar clasps
- ▶ One pair of 49 in. (1.24 m) Oars (62015)
- ▶ Foot Pump (62147)
- ▶ Age 6+ (61108E/NE)

CONTENTS

- Boat
- 1 pair of oars
- Foot pump
- Repair patch

SPECIFICATIONS

	61108	61108E/NE
WEIGHT CAPACITY	264 lbs (120 kg)	210 lbs (95 kg)
CASE PACK	3 pcs	3 pcs
LB. (KG)	32.2 lbs (14.6 kg)	23.9 lbs (10.8 kg)
PACKAGING	Full color box	Full color box





new generation

FEATURES

- ▶ Interlocking quick release valves (61099/61078/61100/61062/61102/61102E/61102NE)
- ▶ 3 air chamber construction (61099/61078/61100/61062/61102)
- ▶ 2 air chamber construction (61099E/61099NE/61078E/61078NE/61100E/61100NE/61062E/61062NE/61102E/61102NE)
- ▶ Made with durable PVC material
- ▶ Wraparound grab rope with built-in grommets (61099/61078/61100/61062/61102)
- ▶ Inflatable floor for extra comfort
- ▶ Heavy-duty handle (61099/61078/61100/61062/61102)
- ▶ Sturdy oarlocks
- ▶ Oar clasps (61100/61062/61102)
- ▶ One pair of 49 in. (1.24 m) oars (62015) (61078/61078E/61078NE/61062/61062E/61062NE/61102/61102E/61102NE)
- ▶ Foot pump (62147) (61062/61062E/61062NE)
- ▶ Hand pump (62002) (61102/61102E/61102NE)
- ▶ Age 6+ (61099E/61099NE/61078E/61078NE/61100E/61100NE/61062E/61062NE/61102E/61102NE)



61078 + 61099



61078E/61078NE + 61099E/61099NE



61062 + 61100



61062E/61062NE + 61100E/61100NE



61102



61102E/61102NE



61102E



61102

KONDOR *Series*



SPECIFICATIONS

	61099	61099E/NE	61078	61078E/NE	61100	61100E/NE	61062	61062E/NE	61102	61102E/NE
NAME	KONDOR 1000		KONDOR 1000 SET		KONDOR 2000		KONDOR 2000 SET		KONDOR 3000 SET	
INFLATED SIZE	61 in. x 37 in. / 1.55 m x 93 cm	57 in. x 33 in. / 1.45 m x 84 cm	61 in. x 37 in. / 1.55 m x 93 cm	57 in. x 33 in. / 1.45 m x 84 cm	6 ft. 2 in. x 39 in. / 1.88 m x 98 cm	6 ft. x 36 in. / 1.84 m x 91 cm	6 ft. 21 in. x 39 in. / 1.88 m x 98 cm	6 ft. x 36 in. / 1.84 m x 91 cm	7 ft. 7 in. x 45 in. / 2.32 m x 1.15 m	6 ft. 11 in. x 43 in. / 2.11 m x 1.15 m
DEFLATED SIZE	65 in. x 42 in. / 1.65 m x 1.07 m	61 in. x 38 in. / 1.55 m x 97 cm	65 in. x 42 in. / 1.65 m x 1.07 m	61 in. x 38 in. / 1.55 m x 97 cm	6 ft. 5 in. x 45 in. / 1.97 m x 1.15 m	6 ft. 5 in. x 45 in. / 1.96 m x 1.14 m	6 ft. 5 in. x 45 in. / 1.97 m x 1.15 m	6 ft. 5 in. x 45 in. / 1.96 m x 1.14 m	7 ft. 11 in. x 56 in. / 2.42 m x 1.41 m	7 ft. 3 in. x 56 in. / 2.20 m x 1.41 m
RIDER CAPACITY	1 Adult	1 Adult	1 Adult	1 Adult	1 Adult + 1 Child	1 Adult + 1 Child	1 Adult + 1 child	1 Adult + 1 Child	2 Adult + 1 Child	2 Adult + 1 Child
WEIGHT CAPACITY	178 lbs (80 kg)	120 lbs (55 kg)	178 lbs (80 kg)	120 lbs (55 kg)	264 lbs (120 kg)	210 lbs (95 kg)	264 lbs (120 kg)	210 lbs (95 kg)	418 lbs (190 kg)	410 lbs (186 kg)
OARS (62015)			•	•			•	•	•	•
PUMP (62147)							•	•		
PUMP (62002)									•	•
CASE PACK	6 pcs	6 pcs	6 pcs	6 pcs	6 pcs	6 pcs	3 pcs	3 pcs	3 pcs	3 pcs
L.B. (KG)	30.8 lbs (14.0 kg)	16.4 lbs (7.4 kg)	46.7 lbs (21.2 kg)	33.7 lbs (15.3 kg)	44.3 lbs (20.1 kg)	30.5 lbs (13.8 kg)	32.1 lbs (14.6 kg)	23.8 lbs (10.8 kg)	45.9 lbs (20.8 kg)	31.7 lbs (14.4 kg)

TREK *Series*



X1
61064/E
X1 Set
61083

INFLATED SIZE: 7 FT. 6 IN. X 48 IN. / 2.28 M X 1.21 M
DEFLATED SIZE: 7 FT. 8 IN. X 53 IN. / 2.34 M X 1.35 M

FEATURES

- ▶ 3 air chamber construction
- ▶ Made with durable PVC material
- ▶ Wraparound grab rope with built-in grommets
- ▶ Inflatable floor for extra comfort
- ▶ Heavy-duty handle
- ▶ Sturdy oarlocks
- ▶ Oar clasps
- ▶ Interlocking quick release valves
- ▶ One pair of 49 in. (1.24 m) oars (62015) - GS certified (61083)
- ▶ Foot pump (62023) (61083)

CONTENTS

Boat
1 pair of oars (61083)

Foot pump (61083)
Repair patch

SPECIFICATIONS

	61064/E	61083
INFLATED SIZE	7 ft. 6 in. x 48 in. / 2.28 m x 1.21 m	7 ft. 6 in. x 48 in. / 2.28 m x 1.21 m
DEFLATED SIZE	7 ft. 8 in. x 53 in. / 2.34 m x 1.35 m	7 ft. 8 in. x 53 in. / 2.34 m x 1.35 m
PASSENGERS	2 Adults	2 Adults
WEIGHT CAPACITY	374 lbs (170 kg)	374 lbs (170 kg)
OARS		•
PUMP		•
LB. (KG)	36.5 lbs (16.6 kg) (61064) 41.7 lbs (18.9 kg) (61064E)	32.5 lbs (14.7 kg)
CASE PACK	3 pcs	2 pcs
PACKAGING	Full color box	Full color box



X2 Set
61066/E

INFLATED SIZE: 8 FT. 4 IN. X 50 IN. / 2.55 M X 1.27 M
DEFLATED SIZE: 8 FT. 7 IN. X 57 IN. / 2.62 M X 1.45 M

FEATURES

- ▶ 3 air chamber construction
- ▶ Made with durable PVC material
- ▶ Wraparound grab rope with built-in grommets
- ▶ Inflatable floor for extra comfort
- ▶ Inflatable seat cushions
- ▶ Heavy-duty handle
- ▶ Sturdy oarlocks
- ▶ Oar clasps
- ▶ One pair of 49 in. (1.24 m) oars (62015) - GS certified
- ▶ Foot pump (62023)
- ▶ Interlocking quick release valves

CONTENTS

Boat
1 pair of oars

Foot pump
Repair patch

SPECIFICATIONS

INFLATED SIZE	8 ft.4 in. x 50 in. / 2.55 m x 1.27 m
DEFLATED SIZE	8 ft.7 in. x 57 in. / 2.62 m x 1.45 m
PASSENGERS	2 Adults + 1 Child (61068) 2 Adults (61068E)
WEIGHT CAPACITY	495 lbs (225 kg)
OARS	•
PUMP	•
LB. (KG)	44.7 lbs (20.3 kg) (61068) 44.3 lbs (20.1 kg) (61068E)
CASE PACK	2 pcs
PACKAGING	Full color box

TREK x3 *Set* 61110/E *raft*



INFLATED SIZE
10 FT. 1 IN. X 50 IN. / 3.07 M X 1.26 M

DEFLATED SIZE
10 FT. 5 IN. X 60 IN. / 3.18 M X 1.52 M

FEATURES

- ▶ 3 air chamber construction
- ▶ Made with durable PVC material
- ▶ Wraparound grab rope with built-in grommets
- ▶ Inflatable floor for extra comfort
- ▶ Inflatable seat cushions
- ▶ Heavy-duty handle
- ▶ Sturdy oarlocks
- ▶ Oar clasps
- ▶ One pair of 49 in. (1.24 m) oars (62015)
- ▶ Foot pump (62023)
- ▶ Interlocking quick release valves

CONTENTS

Boat
1 pair of oars

Foot pump
Repair patch

SPECIFICATIONS

	61110E	61110
INFLATED SIZE	10 ft. 1 in. x 50 in. / 3.07 m x 1.26 m	10 ft. 1 in. x 50 in. / 3.07 m x 1.26 m
DEFLATED SIZE	10 ft. 5 in. x 60 in. / 3.18 m x 1.52 m	10 ft. 5 in. x 60 in. / 3.18 m x 1.52 m
PASSENGERS	3 Adults	3 Adults + 1 Child
WEIGHT CAPACITY	594 lbs (270 kg)	594 lbs (270 kg)
OARS	•	•
PUMP	•	•
LB. (KG)	49.3 lbs (22.4 kg)	49.7 lbs (22.6 kg)
CASE PACK	2 pcs	2 pcs
PACKAGING	Full color box	Full color box



VOYAGER 300

65051/E
raft

INFLATED SIZE
8 FT. X 40 IN. / 2.43 M X 1.02 M

DEFLATED SIZE
8 FT.4 IN. X 46 IN. / 2.55 M X 1.17 M

FEATURES

- ▶ 3 air chamber construction
- ▶ Made with durable PVC material
- ▶ Wraparound grab rope with built-in grommets
- ▶ Inflatable floor for extra comfort
- ▶ Built-in fishing rod holders
- ▶ Carry handles
- ▶ Sturdy oarlocks
- ▶ Oar clasps
- ▶ One pair of 57 in. (1.45 m) oars (62064)
- ▶ Interlocking quick release valves

CONTENTS

- Boat
- 1 pair of oars
- Repair patch

SPECIFICATIONS

	65051	65051E
WEIGHT CAPACITY	374 lbs (170 kg)	374 lbs (170 kg)
CASE PACK	2 pcs	2 pcs
LB. (KG)	33.7 lbs (15.3 kg)	376 lbs (170 kg)
PACKAGING	Full color box	Full color box
CERTIFICATION	GS	NMMA



LENGTH: 8 FT. / 2.43 M
WIDTH: 40 IN. / 1.02 M



- 1. Heavy-Duty Handle
- 2. Grab Rope
- 3. Fishing Rod Holders

- 4. Inflatable Floor
- 5. Oarlocks
- 6. Oar Clasps

- 7. Safety Air Chamber Construction
- 8. 57 in. (1.45 m) Oars (62064)
- 9. Interlocking Quick Release Valves

VOYAGER 500 ^{65001/E}

craft



LENGTH: 11 FT. 5 IN. / 3.48 M
WIDTH: 56 IN. / 1.41 M

- 1. Heavy-Duty Handle
- 2. Grab Ropes
- 3. Rope Grommets
- 4. Inflatable Seat Cushions
- 5. Fishing Rod Holders
- 6. Oar Clasps

- 7. Inflatable Floor
- 8. Oarlocks
- 9. Interlocking Quick Release Valves

INFLATED SIZE
11 FT. 5 IN. X 56 IN. / 3.48 M X 1.41 M

DEFLATED SIZE
11 FT. 10 IN. X 65 IN. / 3.61 M X 1.65 M

FEATURES

- ▶ 3 air chamber construction
- ▶ Made with durable PVC material
- ▶ Wraparound grab rope with built-in grommets
- ▶ Inflatable floor for extra comfort
- ▶ Inflatable seat cushions
- ▶ Built-in fishing rod holders
- ▶ Attached storage bag
- ▶ Carry handles
- ▶ Sturdy oarlocks
- ▶ Oar clasps
- ▶ One pair of 57 in. (1.45 m) oars (62064)
- ▶ Interlocking quick release valves

CONTENTS

- Boat
- 1 pair of oars
- Repair patch

SPECIFICATIONS

	65001	65001E
WEIGHT CAPACITY	573 lbs (260 kg)	573 lbs (260 kg)
CASE PACK	1 pcs	1 pcs
LB. (KG)	34.1 lbs (15.5 kg)	33.9 lbs (15.4 kg)
PACKAGING	Full color box	Full color box
CERTIFICATION	GS	NMMA





INFLATED SIZE
10 FT. 4 IN. X 49 IN. / 3.16 M X 1.24 M

DEFLATED SIZE
10 FT. 10 IN. X 51 IN. / 3.30 M X 1.30 M

FEATURES

- ▶ Made with durable PVC material
- ▶ Wraparound grab rope with built-in grommets
- ▶ Inflatable floor for extra comfort
- ▶ 2 Inflatable seat cushions
- ▶ Built-in fishing rod holders
- ▶ 2 Heavy-duty handles
- ▶ Sturdy oarlocks
- ▶ Interlocking quick release valves

CONTENTS

Boat Repair patch

SPECIFICATIONS

	65008	65008E
WEIGHT CAPACITY	661 lbs (300 kg)	661 lbs (300 kg)
CASE PACK	1 pcs	1 pcs
LB. (KG)	32.5 lbs (14.7 kg)	32.2 lbs (14.6 kg)
PACKAGING	Full color box	Full color box
CERTIFICATION	GS	NMMA

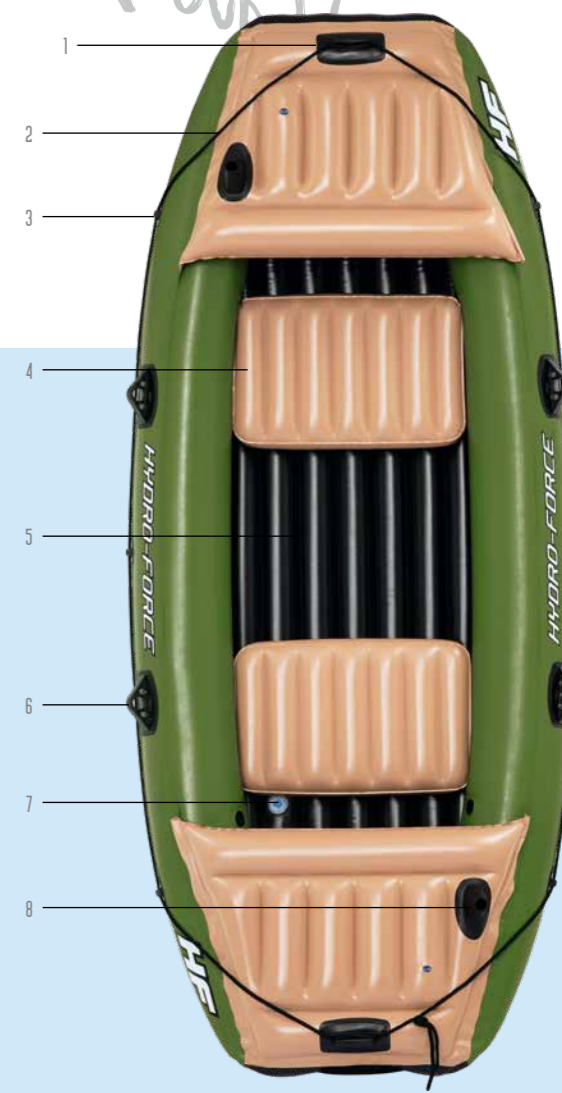
LENGTH: 10 FT. 4 IN. / 3.16 M
WIDTH: 49 IN. / 1.24 M

- 1. Heavy-duty Handle
- 2. Grab Rope
- 3. Rope Grommets

NEVA III

65008/E

raft



- 4. Inflatable Seat Cushions
- 5. Inflatable Floor
- 6. Oarlocks

- 7. Interlocking Quick Release Valves
- 8. Fishing Rod Holders

MARINE PRO 65096/E raft



- 1. Integrated Fishing Rod Holders
- 2. Inflatable Seat Cushions
- 3. Omni-Directional Oarlocks



LENGTH: 9 FT. 6 IN. / 2.91 M
HEIGHT: 18 IN. / 46 CM
WIDTH: 50 IN. / 1.27 M



- 4. Gear pouch
- 5. Aluminum Oars
- 6. Motor Mount Grommet

INFLATED SIZE
9 FT. 6 IN. X 50 IN. X 18 IN. / 2.91 M X 1.27 M X 46 CM

FEATURES

- ▶ Made with Tritech™ - a 3-ply reinforced material
- ▶ Firm and rigid inflated floor
- ▶ Includes motor mount grommets for use with 1.4 hp (1.0 kw) motor mount (Motor and motor mount not included.)
- ▶ 3 air chamber construction
- ▶ Omni-directional oarlocks
- ▶ Quick inflation/deflation screw valves
- ▶ Interlocking quick release valve
- ▶ Carry handle
- ▶ Safety grab ropes
- ▶ Tow ring
- ▶ One pair of 60 in. (1.52 m) Aluminum Oars
- ▶ Air Hammer™ inflation pump (62086)
- ▶ Gear pouch

CONTENTS

Boat
1 pair of oars
Hand pump

Gear pouch
Repair patch



SPECIFICATIONS

	65096	65096E
WEIGHT CAPACITY	594 lbs (270 kg)	594 lbs (270 kg)
CASE PACK	1 pcs	1 pcs
LB. (KG)	34.7 lbs (15.7 kg)	34.7 lbs (15.7 kg)
PACKAGING	Full color box	Full color box
CERTIFICATION	GS	NMMA







SPORT



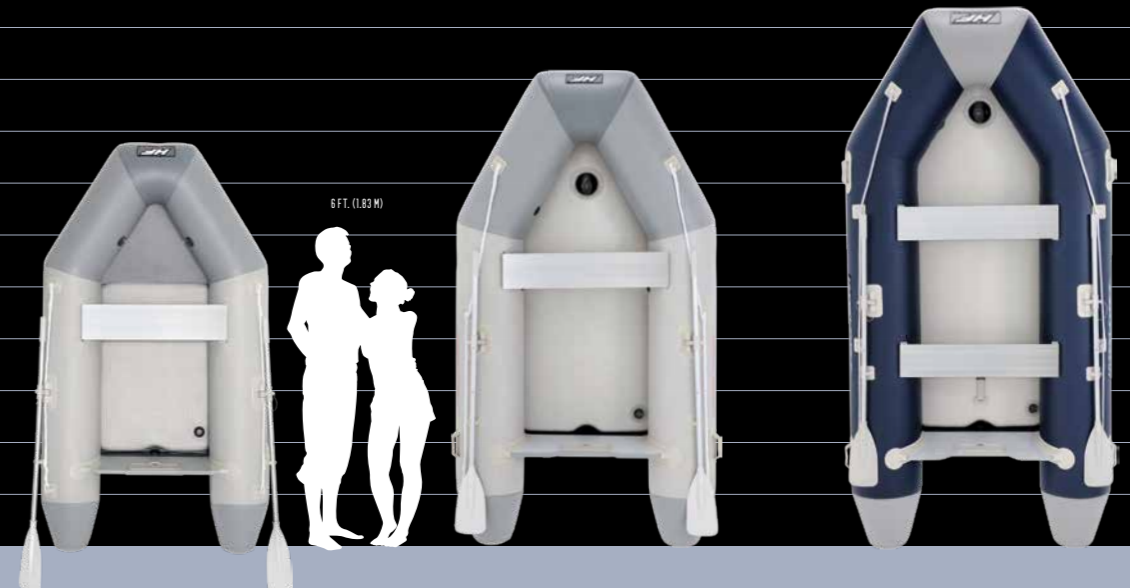
sport Boats

CASPIAN *boat*
65046/E

CASPIAN PRO *boat*
65047/E

MIROVIA PRO *boat*
65049/E

- 13 FT. (3.96 M)
- 12 FT. (3.66 M)
- 11 FT. (3.35 M)
- 10 FT. (3.05 M)
- 9 FT. (2.74 M)
- 8 FT. (2.44 M)
- 7 FT. (2.13 M)
- 6 FT. (1.83 M)
- 5 FT. (1.52 M)
- 4 FT. (1.22 M)
- 3 FT. (91 CM)
- 2 FT. (61 CM)
- 1 FT. (38 CM)

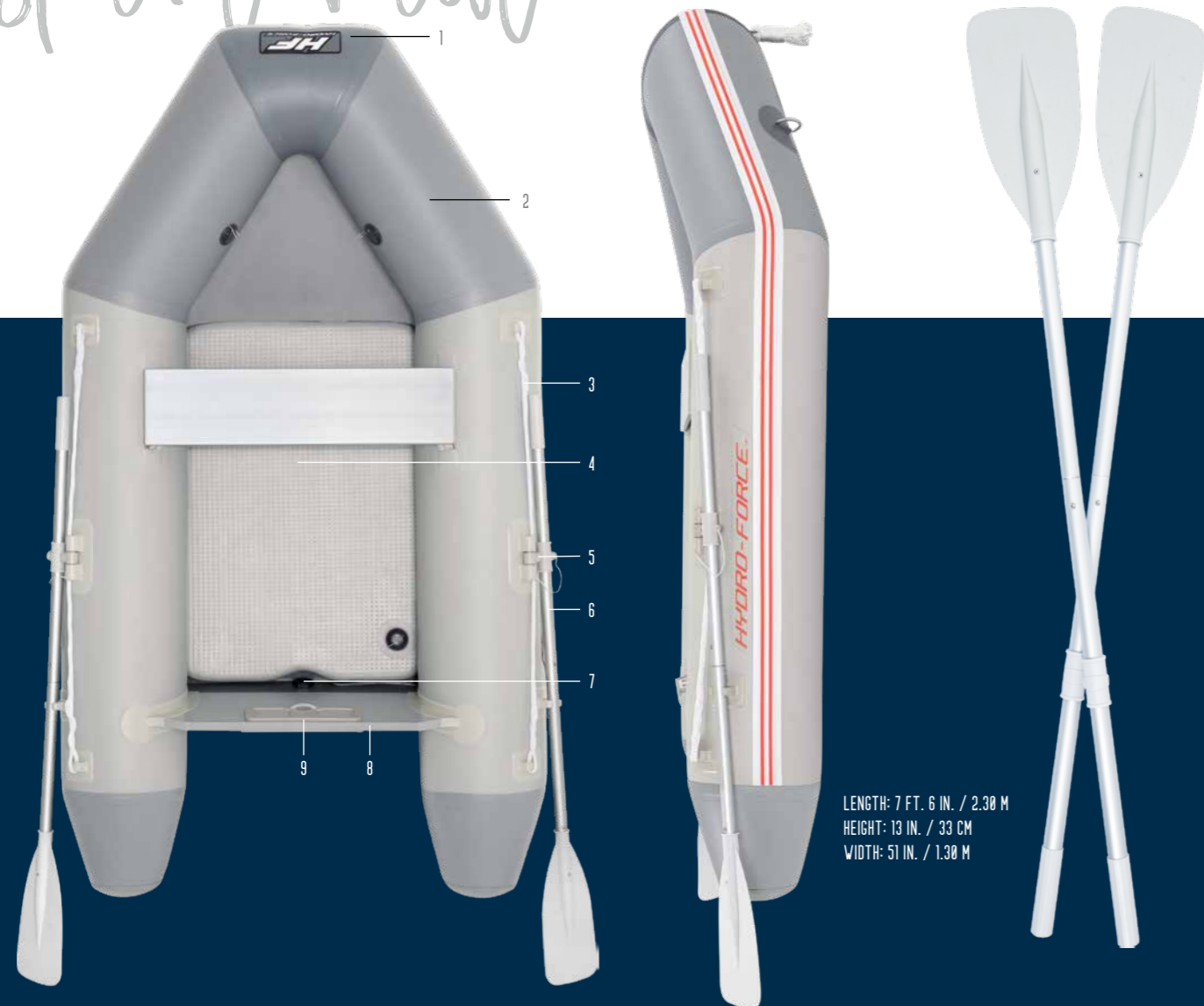


INFLATED LENGTH	7 ft. 6 in. (2.30 m)	9 ft. 2 in. (2.80 m)	10 ft. 10 in. (3.30 m)
INFLATED WIDTH	51 in. (1.30 m)	60 in. (1.52 m)	64 in. (1.62 m)
WEIGHT CAPACITY	568.8 lbs (258 kg)	1058.2 lbs (480 kg)	1411 lbs (640 kg)
INTERNAL VOLUME	107 gal. (405 L)	204 gal. (773 L)	267 gal. (1011 L)
OARS	•	•	•
PASSENGERS	2 Adults	3 Adults + 1 Child (65047) / 4 Adults (65047E)	4 Adults + 1 Child (65049) / 5 Adults (65049E)

CASPIAN

65046/E

sport boat



LENGTH: 7 FT. 6 IN. / 2.30 M
 HEIGHT: 13 IN. / 33 CM
 WIDTH: 51 IN. / 1.30 M

1. Extra Tough Strakes Protects Against Impact and Friction
 2. 3 Air Chamber Construction
 3. Safety Grab Ropes

4. Inflatable Floor Made from Drop Stitch Material
 5. Omni-directional Oarlocks
 6. Aluminum Oars

7. Integrated Drain Valve
 8. Marine-Grade Plywood Transom
 9. Molded Motor Mount (Motor Not Included)

INFLATED SIZE
 7 FT. 6 IN. X 51 IN. X 13 IN. / 2.30 M X 1.30 M X 33 CM

FEATURES

- ▶ 3 air chamber construction
- ▶ Made with Tritech™ - a 3-ply reinforced material
- ▶ Rigid boat floor made with drop stitch construction
- ▶ 3 HP motor mount with marine-grade plywood transom (motor not included)
- ▶ Omni-directional oarlocks
- ▶ Transom Material: plywood
- ▶ Durable strake protects against impact and friction
- ▶ Steel tow rings
- ▶ Safety grab ropes
- ▶ Easy setup. No tools required
- ▶ 33 ft. (10 m) tow rope
- ▶ Two 57 in. (1.45 m) oars
- ▶ Air Hammer™ hand pump with digital manometer
- ▶ Quick inflation/deflation air valves
- ▶ Quick release drain valve

CONTENTS

Boat
 1 pair of oars

Hand pump
 Repair kit



SPECIFICATIONS

	65046	65046E
WEIGHT CAPACITY	568.8 lbs (258 kg)	568.8 lbs (258 kg)
CASE PACK	1 pcs	1 pcs
LB. (KG)	53.5 lbs (24.3 kg)	53.6 lbs (24.3 kg)
PACKAGING	Sturdy Cardboard Box with Pictures	Sturdy Cardboard Box with Pictures
CERTIFICATION	GS	NMMA





CASPIAN PRO

65047/E

sport boat



INFLATED SIZE
9 FT. 2 IN. X 60 IN. X 16.5 IN. / 2.80 M X 1.52 M X 42 CM

FEATURES

- ▶ 3 air chamber construction with keel
- ▶ Made with Tritech™ - a 3-ply reinforced material
- ▶ Rigid boat floor made with drop stitch construction
- ▶ 10 HP motor mount with marine-grade plywood transom (motor not included)
- ▶ Omni-directional oarlocks
- ▶ Transom Material: plywood
- ▶ Durable strake protects against impact and friction
- ▶ Steel tow rings
- ▶ Safety grab ropes
- ▶ Carry handles
- ▶ Easy setup. No tools required
- ▶ 33 ft. (10 m) tow rope
- ▶ Two 64 in. (1.62 m) Aluminum Oars
- ▶ Air Hammer™ Hand Pump with built-in pressure gauge
- ▶ Carry bag
- ▶ Quick inflation/deflation air valves
- ▶ Quick release drain valve

CONTENTS

Boat
1 pair of oars
Hand pump

Carry bag
Repair kit



SPECIFICATIONS

	65047	65047E
WEIGHT CAPACITY	1058.2 lbs (480 kg)	1058.2 lbs (480 kg)
CASE PACK	1 pcs	1 pcs
LB. (KG)	91.2 lbs (41.4 kg)	91.2 lbs (41.4 kg)
PACKAGING	Sturdy Cardboard Box with Pictures	Sturdy Cardboard Box with Pictures
CERTIFICATION	GS	NMMA

LENGTH: 9 FT. 2 IN. / 2.80 M
HEIGHT: 16.5 IN. / 42 CM
WIDTH: 60 IN. / 1.52 M

1. Extra Tough Strakes Protects against Impact and Friction
2. 3 Air Chamber Construction

3. Safety Grab Ropes
4. Inflatable Floor Made from Drop Stitch Material

5. Omni-Directional Oarlocks
6. Aluminum Oars
7. Integrated Drain Valve

8. Carry Handles
9. Marine-Grade Plywood Transom
10. Molded Motor Mount (Motor not Included)

MIROVIA PRO

65049/E

sport boat



LENGTH: 10 FT. 10 IN. / 3.30 M
 HEIGHT: 17 IN. / 44 CM
 WIDTH: 64 IN. / 1.62 M

1. Extra Tough Strakes Protects Against Impact and Friction
 2. 3 Air Chamber Construction

3. Safety Grab Ropes
 4. Inflatable Floor Made from Drop Stitch Material

5. Omni-directional Oarlocks
 6. Aluminum Oars
 7. Integrated Drain Valve

8. Carry Handles
 9. Marine-Grade Plywood Transom
 10. Molded Motor Mount (Motor Not Included)

INFLATED SIZE

10 FT. 10 IN. X 64 IN. X 17 IN. / 3.30 M X 1.62 M X 44 CM

FEATURES

- ▶ 3 air chamber construction with keel
- ▶ Made with Tritech™ - a 3-ply reinforced material
- ▶ Rigid boat floor made with drop stitch construction
- ▶ 15 HP motor mount with marine-grade plywood transom (motor not included)
- ▶ Omni-directional oarlocks
- ▶ Transom Material: plywood
- ▶ Durable strake protects against impact and friction
- ▶ Steel tow rings
- ▶ Safety grab ropes
- ▶ Carry handles
- ▶ Easy setup. No tools required
- ▶ 33 ft. (10 m) tow rope
- ▶ Two 64 in. (1.62 m) Aluminum Oars
- ▶ Air Hammer™ Hand Pump with built-in pressure gauge
- ▶ Fixed buckle for oil box
- ▶ Carry bag
- ▶ Quick inflation/deflation air valves
- ▶ Quick release drain valve

CONTENTS

Boat
 1 pair of oars
 Hand pump

Carry bag
 Repair kit



SPECIFICATIONS

	65049	65049E
WEIGHT CAPACITY	1411 lbs (640 kg)	1411 lbs (640 kg)
CASE PACK	1 pcs	1 pcs
LB. (KG)	110.6 lbs (50.2kg)	110.7 lbs (50.2 kg)
PACKAGING	Sturdy Cardboard Box with Pictures	Sturdy Cardboard Box with Pictures
CERTIFICATION	GS	NMMA





ACCESSORIES



BOAT *Compatibility*

	65115/E	65097/E	65077/E	65118/E	65052/E	61100/E/NE 61078/E/NE	61099/E/NE 61078/E/NE	61100/E/NE 61062/E/NE	61102/E/NE	61064/E	61083	61068/E	61110/E	65051/E	65001/E	65008/E	65096/E	65046/E	65047/E	65049/E	
NAME	COVE CHAMPION	KORACLE	LITE-RAPID X2	VENTURA	VENTURA X2	BATTLE BOMBER	KONDOR 1000 KONDOR 1000 SET	KONDOR 2000 KONDOR 2000 SET	KONDOR 3000 SET	TREK X1	TREK X1 SET	TREK X2 SET	TREK X3 SET	VOYAGER 300	VOYAGER 500	NEVA III	MARINE PRO	CASPIAN	CASPIAN PRO	MIROVIA PRO	
MAXIMUM POWER																			3.0 hp (2.25 kW)	10.0 hp (7.5 kW)	15.0 hp (11.2 kW)
OARS (62015/E)							•	•	•	•	•	•	•	•	•	•					
OARS (62064/E)	•	•	•	•	•					•	•	•	•	•	•	•					

new generation OARS 62015/E



LENGTH: 49 IN. / 1.24 M


FEATURES

- ▶ Three-section structure
- ▶ Easy to assemble and disassemble
- ▶ Ribbed blade
- ▶ Light and strong plastic material

SPECIFICATIONS

CASE PACK	12 prs
LB. (KG)	29.5 lbs (13.4 kg)
PACKAGING	Polybag with header card

sectional ALUMINUM OARS 62064/E



LENGTH: 57 IN. / 1.45 M

FEATURES

- ▶ Multifunctional:
Use as two, 57 in. (1.45 m) oars
Combine and use as a single,
86 in. (2.18 m) twin blade paddle
- ▶ Aluminum pole sectionals
- ▶ Sturdy twist-locking section connectors and blades

SPECIFICATIONS

CASE PACK	6 prs
LB. (KG)	18.1 lbs (8.2 kg)
PACKAGING	Polybag with header card

ELECTRIC

Pumps



D CELL 62141/E

pump

FEATURES

- ▶ DC 6.0V 40W
- ▶ Max air flow: 430 L/min
- ▶ Max pressure: 270 mmH2O
- ▶ Two-color design
- ▶ Quickly inflates and deflates almost all inflatable products
- ▶ Large air chamber for rapid inflation
- ▶ 3 valve adaptors
- ▶ Designed to provide maximum airflow
- ▶ Uses 4x LR20/D Cell size batteries (not included)
- ▶ Full color box

SPECIFICATIONS

	62141	62141E
LANGUAGE	GL	NA/US
CASE PACK	12 pcs	12 pcs
L.B. (KG)	9.7 lbs (4.4 kg)	9.0 lbs (4.1 kg)



AC AIR 62139 62140/E

pump

FEATURES

- ▶ 110-120V~60Hz, 0.95A (62140/E)
- ▶ 220-240V~, 110W (62139)
- ▶ Max air flow: 680 L/min
- ▶ Max pressure: 390 mmH2O
- ▶ Two-color design
- ▶ Quickly inflates and deflates almost all inflatable products
- ▶ Large air chamber for rapid inflation
- ▶ 3 valve adaptors
- ▶ Designed to provide maximum airflow
- ▶ Full color box

SPECIFICATIONS

	62139	62140/E
LANGUAGE	GL	NA/US
CASE PACK	12 pcs	12 pcs
L.B. (KG)	13.2 lbs (6.0 kg)	13.7 lbs (6.2 kg)



12V AC/DC 62142 62143/E

pump

FEATURES

- ▶ DC 12V 2A (62143/E)
- ▶ DC 12V 30W (62142)
- ▶ Max air flow: 490 L/min
- ▶ Max pressure: 335 mmH2O
- ▶ Two-color design
- ▶ Quickly inflates and deflates almost all inflatable products
- ▶ Powered by 110V home power outlet or 12V car outlet (62143/E)
- ▶ Powered by 220V home power outlet or 12V car outlet (62142)
- ▶ Large air chamber for rapid inflation
- ▶ 3 valve adaptors
- ▶ Designed to provide maximum airflow
- ▶ Full color box

SPECIFICATIONS

	62142	62143/E
LANGUAGE	GL	NA/US
CASE PACK	12 pcs	12 pcs
L.B. (KG)	13.8 lbs (6.3 kg)	14.5 lbs (6.6 kg)

DC AIR 62144/E

pump

FEATURES

- ▶ DC12V 96W (62144)
- ▶ DC12V 8A (62144E)
- ▶ Max air flow: 680 L/min
- ▶ Max pressure: 355 mmH2O
- ▶ Two-color design
- ▶ Quickly inflates and deflates almost all inflatable products
- ▶ Large air chamber for rapid inflation
- ▶ 3 valve adaptors
- ▶ Designed to provide maximum airflow
- ▶ Plugs into 12V car outlet
- ▶ Full color box

SPECIFICATIONS

	GL/US
LANGUAGE	GL/US
CASE PACK	12 pcs
L.B. (KG)	15.9 lbs (7.2 kg)



4.8V RECHARGEABLE

pump

FEATURES

- ▶ Two-color design
- ▶ Max air flow: 565 L/min
- ▶ Max pressure: 370 mmH2O
- ▶ Recharges using a USB cord
- ▶ Suitable for most air mattresses, pool floats, swim rings, beach balls and other inflatable toys
- ▶ Portable & easy to use: weighs only 428 g (62154/E)
- ▶ Portable & easy to use: weighs only 389 g (62155)
- ▶ 3 valve adaptors
- ▶ Quickly inflates and deflates almost all inflatable products
- ▶ 4.8V
- ▶ Includes 4 x 1500mAh built-in rechargeable batteries
- ▶ Full color box

SPECIFICATIONS

	62155	62154/E
LANGUAGE	GL	NA/US
CASE PACK	12 pcs	12 pcs
L.B. (KG)	12.5 lbs (5.7 kg)	13.5 lbs (6.1 kg)



POWERGRIP DC 62164/E

pump

FEATURES

- ▶ DC 12V 6.25A (62164E)
- ▶ DC 12V 75W (62164)
- ▶ Max air flow: 680 L/min
- ▶ Max pressure: 770 mmH2O
- ▶ Two-color design
- ▶ Quickly inflates and deflates almost all inflatable products
- ▶ Large air chamber for rapid inflation
- ▶ 3 valve adaptors
- ▶ Designed to provide maximum airflow
- ▶ Full color box

SPECIFICATIONS

	GL/US
LANGUAGE	GL/US
CASE PACK	12 pcs
L.B. (KG)	19.0 lbs (8.6 kg)



POWERGRIP AC 62145 - 62146/E

pump

FEATURES

- ▶ 110-120V~60Hz, 2A (62146/E)
- ▶ 220-240V~50Hz, 210W (62145)
- ▶ Max air flow: 1100 L/min
- ▶ Max pressure: 680 mmH2O
- ▶ Two-color design
- ▶ Quickly inflates and deflates almost all inflatable products
- ▶ Large air chamber for rapid inflation
- ▶ 3 valve adaptors
- ▶ Designed to provide maximum airflow
- ▶ Full color box

SPECIFICATIONS

	62145	62146/E
LANGUAGE	GL	NA/US
CASE PACK	12 pcs	12 pcs
L.B. (KG)	20.8 lbs (9.4 kg)	21.6 lbs (9.8 kg)





max

FLOATS

36173/E	pg. 12
43105/E	pg. 28-29
43108/E	pg. 12
43109/E	pg. 19
43111/E	pg. 22
43113/E	pg. 14
43115/E	pg. 15
43116/E	pg. 14
43120/E	pg. 24
43130/E	pg. 21
43135/E	pg. 25
43155/E	pg. 20
43156/E	pg. 19
43169/E	pg. 19
43191/E	pg. 18
43279/E	pg. 17
43280/E	pg. 16
43284/E	pg. 12
43297/E	pg. 23
43398/E	pg. 13
43407/E	pg. 26-27
43420/E	pg. 18

BOARDS

65308/E	pg. 54-55
65310/E	pg. 62-63
65315/NA	pg. 66-67
65336/E	pg. 42-43
65342/E	pg. 46-47
65343/E	pg. 64-65
65346	pg. 52-53
65347	pg. 60-61
65348/E	pg. 56-57
65349/E	pg. 44-45
65350/E	pg. 48-49

ACCESSORIES

62015/E	pg. 119
62064/E	pg. 119
62139	pg. 120
62140/E	pg. 120
62141/E	pg. 120
62142	pg. 120
62143/E	pg. 120
62144/E	pg. 121
62145	pg. 121
62146/E	pg. 121
62154/E	pg. 121
62155	pg. 121
62164/E	pg. 121

BOATS

Kayakers

65052/E	pg. 84-85
65077/E	pg. 80-81
65097/E	pg. 76-77
65115/E	pg. 78-79
65118/E	pg. 82-83

Rafts

61062/E/NE	pg. 92-93
61064/E	pg. 94
61068/E	pg. 94
61070/E/NE	pg. 92-93
61083	pg. 94
61099/E/NE	pg. 92-93
61100/E/NE	pg. 92-93
61102/E/NE	pg. 92-93
61108/E/NE	pg. 90-91
61110/E	pg. 95
65001/E	pg. 98-99
65008/E	pg. 100-101
65051/E	pg. 96-97
65096/E	pg. 102-103

Sport Boats

65046/E	pg. 110-111
65047/E	pg. 112-113
65049/E	pg. 114-115