

Steel / data sheet



THE STEEL STANDARD COMBINATION IS MADE UP OF:
 12 NON-SLIP TREADS
 1 UNIVERSAL LANDING
 RAILING WITH VERTICAL BALUSTERS

Table 1

			SUPPLEMENTARY ITEMS	
	STAIRCASE HEIGHT	RISES	TREADS	POLES
INCREASES	cm 336 - cm 376	16	+ 3	+ 1
	cm 315 - cm 352	15	+ 2	+ 2*
	cm 294 - cm 329	14	+ 1	-
STANDARD	cm 273 - cm 305	13	12 NON-SLIP TREADS + 1 UNIVERSAL LANDING + RAILING WITH VERTICAL BALUSTERS	
REDUCTIONS	cm 252 - cm 282	12	-	-
	cm 231 - cm 258	11	-	+ 1*
	cm 210 - cm 235	10	-	+ 1*






ADJUSTABLE RISES FROM 21 TO 23,5 CM

REPLACES THE EXISTING 125 CM POLE IN THE STEEL STAIRCASE



SUPPLEMENTARY ITEMS

				
pole (82 cm)	balustrade (120 cm)	tread	riser bar	child protection gate

SUPPLEMENTARY BALUSTRADE

It is necessary to protect the upper floor aperture (fig. 1, 2, 3). It comes in 120 cm scalable modules comprising 10 balusters, handrail and fixings. The balustrade can also assume a circular shape (fig. 2).

TYPES OF OPENINGS AND BALUSTRADES

no opening



fig. 1

round opening



fig. 2

square opening




fig. 3

SUPPLEMENTARY TREADS / POLES

To reach a staircase height of 376 cm, you must purchase one or more supplementary treads comprising the structure, tread and balusters. Supplementary pole modules (Table 1) must be purchased for certain configurations.

RISER BAR

Allows to reduce the space between treads to prevent children from falling.



ROTATION

clockwise



anti-clockwise



CHILD PROTECTION GATE




Kalypto is a safety accessory to prevent children younger than 24 months from climbing up and down the stairs on their own. It is made up of a sheet stretched over a rigid tubular frame and plastic joints to fasten the gate to the railing. It is 82 cm long and 73,5 cm high and can be shortened up to 54 cm to adapt to all staircase sizes. Suitable for indoor use.

Choose your rotation

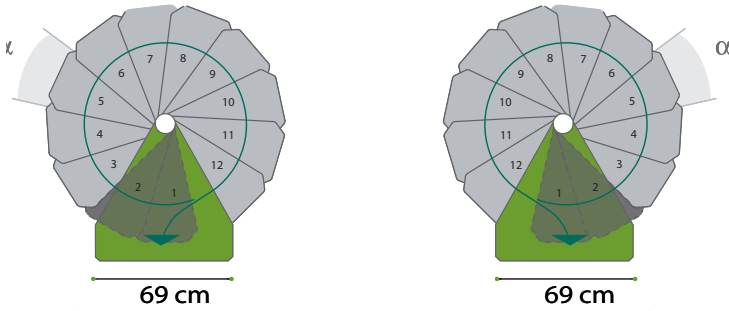
Steel

The configurations shown below will help you determine the direction of rotation and the starting point of the staircase based on relative diameters: 120, 140 e 160 cm.
The floor opening must be at least 5 cm larger than the diameter of the staircase.

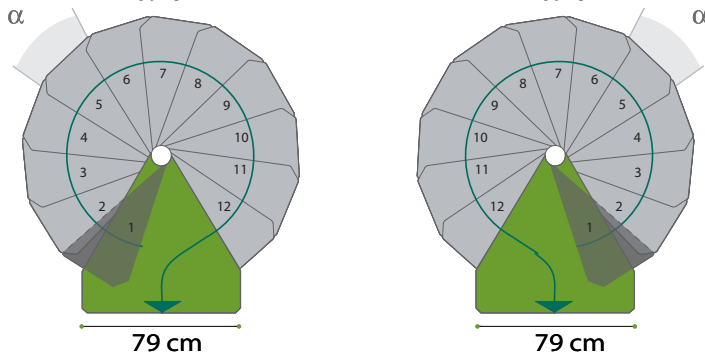
Legend:

-  first tread
-  landing
-  tread section angle

Ø 120
 $\alpha = 26,4^\circ$



Ø 140
 $\alpha = 26^\circ$



Ø 160
 $\alpha = 28,6^\circ$

